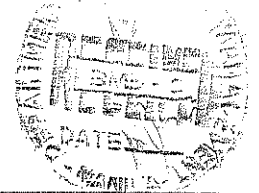


Office of the President of the Philippines
Malacañang, Manila
STATEMENT OF ALLOTMENTS, OBLIGATIONS AND BALANCES
As of December 31, 2012



| P/A/P / ALLOTMENT CLASS / OBJECT OF EXPENDITURE | Allotment Received | Obligations Incurred | | Unobligated Balance of Allotment | Remarks |
|--|-------------------------|-----------------------|-------------------------|----------------------------------|---------|
| | | This Report | To Date | | |
| CURRENT YEAR BUDGET | | | | | |
| A. PROGRAMS | | | | | |
| Personal Services | | | | | |
| Salaries, Permanent Position | 217,186,000.00 | (552,509.64) | 216,455,578.36 | 730,421.64 | |
| Salaries, Non-Permanent Position | 174,806,000.00 | 938,617.42 | 160,306,989.27 | 14,499,010.73 | |
| PERA | 21,120,000.00 | 66,363.76 | 20,415,182.14 | 704,817.86 | |
| RATA | 14,063,000.00 | (64,000.00) | 12,715,600.00 | 1,347,400.00 | |
| Clothing Allowance | 3,520,000.00 | - | 3,620,000.00 | (100,000.00) | |
| Productivity Incentive Benefits | 1,760,000.00 | - | 1,702,000.00 | 58,000.00 | |
| Special Duty Allowance | 27,936,000.00 | - | 27,936,000.00 | - | |
| Step Increments for Length of Service | 545,000.00 | 28,571.55 | 93,843.89 | 451,156.11 | |
| Year-end benefits | 22,500,000.00 | (18,768.75) | 21,834,633.25 | 665,366.75 | |
| Pag-ibig Contributions | 1,058,000.00 | 4,500.00 | 1,022,100.00 | 35,900.00 | |
| Health Insurance | 2,003,000.00 | - | 2,003,000.00 | - | |
| Employees Compensation Insurance Prem. | 1,045,000.00 | 4,500.00 | 1,008,837.99 | 36,162.01 | |
| Retirement Benefits | - | 3,958,039.46 | 3,958,039.46 | (3,958,039.46) | |
| Terminal Leave Benefits | - | 14,470,195.64 | 14,470,195.64 | (14,470,195.64) | |
| Sub-total | 487,542,000.00 | 18,835,509.44 | 487,542,000.00 | 0.00 | |
| Maintenance and Other Operating Expenses | | | | | |
| Travelling Expenses | 344,191,000.00 | 40,840,728.62 | 68,679,037.85 | 275,511,962.15 | |
| Training and Scholarship Expenses | 80,500,000.00 | 381,726.00 | 5,561,158.60 | 74,938,841.40 | |
| Supplies and Materials Expenses | 151,147,000.00 | 795,489.36 | 11,446,593.82 | 139,700,406.18 | |
| Utility Expenses | 122,242,000.00 | 14,935,009.96 | 22,834,816.41 | 99,407,183.59 | |
| Communication Expenses | 34,647,000.00 | 2,115,250.16 | 3,276,158.66 | 31,370,841.34 | |
| Membership Dues and Contributions to Organizations | 3,500,000.00 | - | 2,671,593.55 | 828,406.45 | |
| Advertising Expenses | 8,000,000.00 | 1,996,817.44 | 2,252,513.44 | 5,747,486.56 | |
| Printing & Binding Expenses | 5,010,000.00 | 183,048.89 | 648,348.89 | 4,361,651.11 | |
| Rents | 22,001,000.00 | 4,638,881.68 | 6,206,011.68 | 15,794,988.32 | |
| Representation Expenses | 63,502,000.00 | 4,092,353.43 | 10,539,487.32 | 52,962,512.68 | |
| Transportation & Delivery Expenses | 1,933,000.00 | - | - | 1,933,000.00 | |
| Storage Expenses | 1,000,000.00 | - | - | 1,000,000.00 | |
| Subscription Expenses | 2,246,000.00 | 5,514.00 | 30,174.00 | 2,215,826.00 | |
| Rewards and Other Claims | 12,000.00 | - | - | 12,000.00 | |
| Professional Services | 255,411,000.00 | 36,675,365.15 | 90,193,208.45 | 165,217,791.55 | |
| Repairs & Maintenance | 290,265,000.00 | 3,980,138.34 | 13,776,957.86 | 276,488,042.14 | |
| Subsidies and Donations | 200,000.00 | 200,000.00 | 200,000.00 | - | |
| Confidential and Intelligence Expenses | - | - | - | - | |
| SARO-C-12-0000626 | 500,000,000.00 | - | 500,000,000.00 | - | |
| Extraordinary and Miscellaneous Expenses | 16,112,000.00 | 10,668,863.64 | 12,731,928.54 | 3,380,071.46 | |
| Taxes, Insurance Premiums & Other Fees | 55,324,000.00 | 1,709,400.83 | 1,773,366.02 | 53,550,633.98 | |
| Sub-total | 1,957,243,000.00 | 123,218,587.50 | 752,821,355.09 | 1,204,421,644.91 | |
| Capital Outlays | | | | | |
| Land and Land Improvements Outlay | 44,700,000.00 | - | - | 44,700,000.00 | |
| Buildings & Structures Outlay | 43,900,000.00 | - | - | 43,900,000.00 | |
| Office Equipment, Furniture & Fixtures | - | - | - | - | |
| IT Equipment & Software & Library Books | 41,437,000.00 | - | - | 41,437,000.00 | |
| Machineries & Equipment | 5,000,000.00 | - | - | 5,000,000.00 | |
| Transportation Equipment | - | - | - | - | |
| SARO-C-12-0014153 | 15,600,000.00 | - | - | 15,600,000.00 | |
| Sub-total | 150,637,000.00 | - | - | 150,637,000.00 | |
| TOTAL PROGRAMS | 2,595,422,000.00 | 142,054,096.94 | 1,240,363,355.09 | 1,355,058,644.91 | |
| B. SPECIAL PURPOSE FUNDS | | | | | |
| Automatic Appropriations | | | | | |
| RLIP | 26,064,000.00 | - | 26,064,000.00 | - | |
| Pension | 331,000.00 | - | 288,000.00 | 43,000.00 | |
| Sub-total | 26,395,000.00 | - | 26,352,000.00 | 43,000.00 | |
| Personal Services | | | | | |
| SARO-BMB-12-0002877- RA 10155 (3rd Tranche) | 3,160,000.00 | 13,044.00 | 3,160,000.00 | - | |
| SARO-BMB-12-0014664- RA 10155 (4th Tranche) | 1,850,000.00 | 132,940.52 | 1,766,992.89 | 83,007.11 | |
| Sub-total | 5,010,000.00 | 145,984.52 | 4,926,992.89 | 83,007.11 | |

OFFICE OF THE AUDITOR

MALACANANG, MANILA

RECEIVED

By _____

[Handwritten Signature]

| P/A/P / ALLOTMENT CLASS / OBJECT OF EXPENDITURE | Allotment Received | Obligations incurred | | Unobligated Balance of Allotment | Remarks |
|--|-------------------------|-----------------------|-------------------------|----------------------------------|---------|
| | | This Report | To Date | | |
| Miscellaneous Personnel Benefits Fund | | | | | |
| Personal Services/ Increases | | | | | |
| SARO- BMB-C-12-0031479 -RA 10155 PEI | 5,576,000.00 | 5,524,500.00 | 5,524,500.00 | 51,500.00 | |
| SARO- BMB-C-12-0028570 - RA 10155 Philhealth | 278,000.00 | 62,175.00 | 278,000.00 | - | |
| SARO- BMB- C-12-0014335 - RA 10155 Uniform/ Clothing | 630,000.00 | | 630,000.00 | - | |
| SARO- BMB-C-12-0002876 - RA 10155 (3rd Tranche) | 28,637,000.00 | | 28,637,000.00 | - | |
| SARO-BMB-C-12-0014663 - RA 10155 (4th Tranche) | 17,681,000.00 | 543,868.80 | 17,680,556.38 | 443.62 | |
| Sub-total | 52,802,000.00 | 6,130,543.80 | 52,750,056.38 | 51,943.62 | |
| C. ADDITIONAL PROGRAM | | | | | |
| Capital Outlays | | | | | |
| Transportation Equipment | | | | | |
| SARO- BMB-C-12-00745 - RA 10155 | 14,000,000.00 | | | 14,000,000.00 | |
| Sub-total | 14,000,000.00 | | | 14,000,000.00 | |
| TOTAL, SPECIAL PURPOSE FUNDS | 98,207,000.00 | 6,276,528.32 | 84,029,049.27 | 14,177,956.73 | |
| TOTAL, CURRENT YEAR'S BUDGET | 2,693,629,000.00 | 148,330,625.26 | 1,324,392,404.36 | 1,369,236,595.64 | |
| PRIOR YEAR'S BUDGET (CONTINUING ALLOTMENT) | | | | | |
| Maintenance and Other Operating Expenses | | | | | |
| General Administration and Support Services | 734,217,652.21 | | 734,217,652.21 | - | |
| Repair and Maintenance of Air Transportation Equipment | 300,000,000.00 | | 300,000,000.00 | - | |
| EDSA People Power Commission | 3,383,860.00 | | 3,383,860.00 | - | |
| Presidential Anti- Organized Crime Commission | 8,044,004.26 | | 8,044,004.26 | - | |
| Presidential Visiting Forces Agreement Commission | 454,280.13 | | 454,280.13 | - | |
| SARO C-11-002272 - Restoration & Rehabilitation of Malacañang Museum | 7,190,000.00 | | | 7,190,000.00 | |
| Special Purpose Funds | | | | | |
| Contingent Fund, RA 10147 | | | | | |
| SARO C-12-00003 | 5,000,000.00 | 176,299.00 | 784,245.34 | 4,215,754.66 | |
| Sub-total | 1,058,289,796.60 | 176,299.00 | 1,046,884,041.94 | 11,405,754.66 | |
| Capital Outlays | | | | | |
| General Administration and Support Services | | | | | |
| SARO C-11-002272 - Restoration & Rehabilitation of Malacañang Museum | 10,750,000.00 | | | 10,750,000.00 | |
| SARO C-12-00657 | 25,000,000.00 | | 25,000,000.00 | - | |
| Sub-total | 110,895,032.13 | 6,758,109.45 | 90,738,257.29 | 20,156,774.84 | |
| TOTAL, PRIOR YEAR'S BUDGET | 1,169,184,828.73 | 6,934,408.45 | 1,137,622,299.23 | 31,562,529.50 | |
| GRAND TOTAL | 3,862,813,828.73 | 155,265,033.71 | 2,462,014,703.59 | 1,400,799,125.14 | |

Certified Correct:

D. P. Gaddi
Damiana P. Gaddi

Budget Officer

Submitted by:

G. M. Bundoc
Gloria M. Bundoc, CESO III

Director IV, Finance Office

Office of the President of the Philippines
Malacañang, Manila
STATEMENT OF ALLOTMENTS, OBLIGATIONS AND BALANCES
As of December 31, 2011



| P/A/P / ALLOTMENT CLASS / OBJECT OF EXPENDITURE | Allotment Received | Obligations Incurred | | Unobligated Balance of Allotment | Remarks |
|---|-------------------------|-----------------------|-----------------------|----------------------------------|---------|
| | | This Report | To Date | | |
| CURRENT YEAR BUDGET | | | | | |
| A. PROGRAMS | | | | | |
| Personal Services | | | | | |
| Salaries, Permanent Position | 184,822,000.00 | (3,171.98) | 184,818,828.02 | 3,171.98 | |
| Salaries, Non-Permanent Position | 167,517,000.00 | 29,314,748.20 | 139,633,530.88 | 27,883,469.12 | |
| PERA | 21,192,000.00 | 1,690,409.09 | 20,664,045.60 | 527,954.40 | |
| RATA | 13,332,000.00 | 901,500.00 | 10,780,205.87 | 2,551,794.13 | |
| Clothing Allowance | 3,532,000.00 | | 3,484,000.00 | 48,000.00 | |
| Productivity Incentive benefits | 1,766,000.00 | | 1,734,000.00 | 32,000.00 | |
| Special Duty Allowance | 27,936,000.00 | | 27,936,000.00 | - | |
| Year-end Benefits | 19,779,000.00 | | 19,779,000.00 | - | |
| Pag-ibig Contributions | 1,062,000.00 | 85,000.00 | 1,031,600.00 | 30,400.00 | |
| Health Insurance | 2,036,000.00 | 169,362.50 | 2,011,675.00 | 24,325.00 | |
| Employees Compensation Insurance Prem. | 1,062,000.00 | 84,426.49 | 1,021,659.54 | 40,340.46 | |
| Sub-total | 444,036,000.00 | 32,242,274.30 | 412,894,544.91 | 31,141,455.09 | |
| Maintenance and Other Operating Expenses | | | | | |
| Travelling Expenses | 328,676,000.00 | 30,581,924.89 | 111,309,103.55 | 217,366,896.45 | |
| Training and Scholarship Expenses | 9,242,000.00 | 24,000.00 | 548,955.52 | 8,693,044.48 | |
| Supplies and Materials Expenses | 97,374,000.00 | 5,730,865.83 | 26,549,018.42 | 70,824,981.58 | |
| Utility Expenses | 100,299,000.00 | 22,855,655.08 | 41,170,752.99 | 59,128,247.01 | |
| Communication Expenses | 47,622,000.00 | 1,577,537.54 | 5,427,448.02 | 42,194,551.98 | |
| Advertising Expenses | 5,185,000.00 | 90,517.84 | 728,082.48 | 4,456,917.52 | |
| Printing and Binding Expenses | 758,000.00 | - | 20,300.00 | 737,700.00 | |
| Rents | 136,068,000.00 | 4,505,101.92 | 5,953,095.04 | 130,114,904.96 | |
| Representation Expenses | 48,727,000.00 | 19,971,907.69 | 28,211,103.22 | 20,515,896.78 | |
| Transportation and Delivery Expenses | 234,000.00 | - | - | 234,000.00 | |
| Subscription Expenses | 2,483,000.00 | 74,929.00 | 199,591.00 | 2,283,409.00 | |
| Professional Services | 159,658,000.00 | 7,570,977.70 | 40,441,941.03 | 119,216,058.97 | |
| Repair and Maintenance | 57,821,000.00 | 7,886,986.87 | 28,851,701.84 | 28,969,298.16 | |
| Confidential and Intelligence Expenses | | | | | |
| SARO-BMB-C-11-0002218 | 100,000,000.00 | 41,000,000.00 | 100,000,000.00 | - | |
| Extraordinary and Miscellaneous Expenses | 11,809,000.00 | 1,002,277.95 | 4,192,905.01 | 7,616,094.99 | |
| Taxes, Insurance Premiums & Other Fees | 20,033,000.00 | 14,256.17 | 1,642,349.67 | 18,390,650.33 | |
| Sub-total | 1,125,989,000.00 | 142,886,938.48 | 395,246,347.79 | 730,742,652.21 | |
| Capital Outlays | | | | | |
| Building and Structures Outlay | 35,000,000.00 | - | - | 35,000,000.00 | |
| Office Equipment, Furniture & Fixtures, IT Equipment and Software, Library Books | 20,000,000.00 | - | 977,017.87 | 19,022,982.13 | |
| Machineries and Equipment | 25,000,000.00 | - | 3,877,950.00 | 21,122,050.00 | |
| Sub-total | 80,000,000.00 | - | 4,854,967.87 | 75,145,032.13 | |
| TOTAL, PROGRAMS | 1,650,025,000.00 | 175,129,212.78 | 812,995,860.57 | 837,029,139.43 | |
| B. LOCALLY-FUNDED PROJECTS | | | | | |
| Repair and Maintenance of Air Transportation Equipment | | | | | |
| Repairs & Maintenance | 230,000,000.00 | - | - | 230,000,000.00 | |
| Taxes, Insurance Premiums & Other Fees | 45,000,000.00 | - | - | 45,000,000.00 | |
| Training & Scholarship Expenses | 25,000,000.00 | - | - | 25,000,000.00 | |
| Sub-total | 300,000,000.00 | - | - | 300,000,000.00 | |
| Edsa People Power Commission | | | | | |
| Maintenance and Other Operating Expenses | 3,398,000.00 | - | 14,140.00 | 3,383,860.00 | |
| Sub-total | 3,398,000.00 | - | 14,140.00 | 3,383,860.00 | |
| Commission on Maritime and Ocean Affairs | | | | | |
| Personal Services | 2,500,000.00 | - | 998,262.00 | 1,501,738.00 | |
| Maintenance and Other Operating Expenses | 3,475,000.00 | - | - | 3,475,000.00 | |
| Sub-total | 5,975,000.00 | - | 998,262.00 | 4,976,738.00 | |
| TOTAL, LOCALLY-FUNDED PROJECTS | 309,373,000.00 | - | 1,012,402.00 | 308,360,598.00 | |

| PI/AP / ALLOTMENT CLASS / OBJECT OF EXPENDITURE | Allotment Received | Obligations Incurred | | Unobligated Balance of Allotment | Remarks |
|---|-------------------------|-----------------------|-------------------------|----------------------------------|---------|
| | | This Report | To Date | | |
| SPECIAL PURPOSE FUNDS | | | | | |
| Miscellaneous Personnel Benefits Fund | | | | | |
| Personal Services | | | | | |
| SARO-BMB-C-11-0002684 - RA 10147 | 17,989,000.00 | 6,035,119.47 | 17,946,100.00 | 42,900.00 | |
| SARO-BMB-C-11-0013909 - RA 10147 | 17,602,000.00 | 300.00 | 17,557,300.00 | 44,700.00 | |
| SARO-BMB-C-11-0030170 - RA 10147 | 10,592,000.00 | 10,517,000.00 | 10,517,000.00 | 75,000.00 | |
| Sub-total | 46,183,000.00 | 16,552,419.47 | 46,020,400.00 | 162,600.00 | |
| FY 2011 Budget | | | | | |
| SARO-C-11-002272 | | | | | |
| Maintenance and Other Operating Expenses | 7,190,000.00 | | | 7,190,000.00 | |
| Capital Outlay | 10,750,000.00 | | | 10,750,000.00 | |
| Sub-total | 17,940,000.00 | - | - | 17,940,000.00 | |
| Special Account, Automatic Appropriations | | | | | |
| Maintenance and Other Operating Expenses | | | | | |
| SARO-C-11-0026507 | 20,000,000.00 | 20,000,000.00 | 20,000,000.00 | - | |
| TOTAL, SPECIAL PURPOSE FUNDS | 84,123,000.00 | 36,552,419.47 | 66,020,400.00 | 18,102,600.00 | |
| TOTAL, CURRENT YEAR'S BUDGET | 2,043,521,000.00 | 211,681,632.25 | 880,028,662.57 | 1,163,492,337.43 | |
| PRIOR YEAR'S BUDGET (CONTINUING ALLOTMENT) | | | | | |
| Maintenance and Other Operating Expenses | | | | | |
| A.I.a.1 General Administration and Support Services | 283,360,376.90 | - | 283,360,376.90 | - | |
| Locally-Funded Projects | | | | | |
| B.I.a. Repair and Maintenance of Air Transportation Equipment | 267,199,164.48 | 106,013,210.44 | 267,198,976.60 | 187.88 | |
| B.I.j. Edsa People Power Commission | 2,338,580.00 | | 2,338,580.00 | - | |
| B.I.I. Commission on Maritime and Ocean Affairs | 4,054,000.00 | 161,641.75 | 290,623.75 | 3,763,376.25 | |
| Abolished Locally-Funded Projects | 23,989,540.24 | 5,912,744.39 | 10,054,543.41 | 13,934,996.83 | |
| Other Abolished Locally-Funded Projects | 7,126,000.00 | 130,937.30 | 887,782.72 | 6,238,217.28 | |
| SPECIAL PURPOSE FUNDS | | | | | |
| Contingent Fund | | | | | |
| SARO-C-11-00207 - RA 9970 | 6,000,000.00 | 219,575.16 | 554,683.79 | 5,445,316.21 | |
| Sub-total | 594,067,661.62 | 112,438,109.04 | 564,685,567.17 | 29,382,094.45 | |
| Capital Outlay | | | | | |
| A.I.a. General Administration and Support Services | 146,615,653.55 | 93,556,015.37 | 134,191,706.99 | 12,423,946.56 | |
| Locally-Funded Projects | | | | | |
| Abolished Locally-Funded Projects | 1,400,000.00 | | | 1,400,000.00 | |
| Other Abolished Locally-Funded Projects | 441,000.00 | | | 441,000.00 | |
| Sub-total | 148,456,653.55 | 93,556,015.37 | 134,191,706.99 | 14,264,946.56 | |
| TOTAL, PRIOR YEAR'S BUDGET | 742,524,315.17 | 205,994,124.41 | 698,877,274.16 | 43,647,041.01 | |
| GRAND TOTAL | 2,786,045,315.17 | 417,675,756.66 | 1,578,905,936.73 | 1,207,139,378.44 | |

Certified Correct:

D. P. Gaddi
Damiana P. Gaddi

Budget Officer


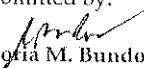




2/15/15

Submitted By:

G. M. Bundoc
Dir. Gloria M. Bundoc, CESO III
Director IV, Finance Office

Office of the President of the Philippines
Malacañang, Manila
STATEMENT OF ALLOTMENTS, OBLIGATIONS AND BALANCES
As of December 31, 2011



| P/A/P / ALLOTMENT CLASS / OBJECT OF EXPENDITURE (1) | Allotment Received (2) | Obligations Incurred | | Unobligated Balance of Allotment (5) = (2) - (4) | Remarks (6) | | |
|---|---|------------------------|----------------------|---|--------------------|--|---|
| | | This Report (3) | To Date (4) | | | | |
| CURRENT YEAR BUDGET | | | | | | | |
| Personal Services | | | | | | | |
| RLIP | 22,125,000.00 | | 22,125,000.00 | - | | | |
| Pension | 331,000.00 | 16,000.00 | 192,000.00 | 139,000.00 | | | |
| Total | 22,456,000.00 | 16,000.00 | 22,317,000.00 | 139,000.00 | | | |
| SPECIAL PURPOSE FUNDS | | | | | | | |
| Automatic Appropriations | | | | | | | |
| Personal Services | | | | | | | |
| SARO-BMB-C-11-0002685 | 1,986,000.00 | | 1,986,000.00 | - | | | |
| SARO-BMB-C-11-0013910 | 1,843,000.00 | 868,628.74 | 1,843,000.00 | - | | | |
| Total | 3,829,000.00 | 868,628.74 | 3,829,000.00 | - | | | |
| GRAND TOTAL | 26,285,000.00 | 884,628.74 | 26,146,000.00 | 139,000.00 | | | |
| <table style="width: 100%; border: none;"> <tr> <td style="width: 50%; border: none;"> Certified Correct:  Damiana P. Gaddi Budget Officer <i>J/G</i> </td> <td style="width: 50%; border: none;"> Submitted by:  Gloria M. Bundoc, CESO III Director IV, Finance Office </td> </tr> </table> | | | | | | Certified Correct:  Damiana P. Gaddi Budget Officer <i>J/G</i> | Submitted by:  Gloria M. Bundoc, CESO III Director IV, Finance Office |
| Certified Correct:  Damiana P. Gaddi Budget Officer <i>J/G</i> | Submitted by:  Gloria M. Bundoc, CESO III Director IV, Finance Office | | | | | | |