

Particulars	UACS CODE	Appropriation			Allotments			Current Year Obligations					Current Year Disbursements					Balances					
		Authorized Appropriation	Adjustments (Transfer To)/From, Realignment	Adjusted Appropriations	Allotments Received	Adjustments (Withdrawal, Realignment)	Transfer To	Transfer From	Adjusted Total Allotments	1st Quarter	2nd Quarter	3rd Quarter	4th Quarter	Total	1st Quarter	2nd Quarter	3rd Quarter	4th Quarter	Total	Unreleased Appropriations	Unobligated Allotment	Unpaid Obligations (15-20) = (23+24)	
										Ending March 31	Ending June 30	Ending Sept. 30	Ending Dec. 31		Ending March 31	Ending June 30	Ending Sept. 30	Ending Dec. 31				Due and Demandable	Not Yet Due and Demandable
Furniture and Fixtures	5020322001	4,000.00	3,739,120.08	3,743,120.08	4,000.00		3,739,120.08																
Other Supplies and Materials Expenses	5020399000	10,422,932.32	1,149,590.46	11,572,522.78	10,422,932.32		1,149,590.46																
Other Supplies and Materials Expenses	5020399000	10,422,932.32	1,149,590.46	11,572,522.78	10,422,932.32		1,149,590.46																
Utility Expenses	5020400000	69,064,342.13	(4,225,654.16)	64,838,687.97	69,064,342.13		(4,225,654.16)																
Water Expenses	5020401000	4,575,139.69	1,515,424.75	6,090,564.44	4,575,139.69		1,515,424.75																
Water Expenses	5020401000	4,575,139.69	1,515,424.75	6,090,564.44	4,575,139.69		1,515,424.75																
Electricity Expenses	5020402000	64,489,202.44	(5,741,078.91)	58,748,123.53	64,489,202.44		(5,741,078.91)																
Electricity Expenses	5020402000	64,489,202.44	(5,741,078.91)	58,748,123.53	64,489,202.44		(5,741,078.91)																
Communication Expenses	5020500000	8,751,716.84	1,282,196.48	10,003,913.32	8,751,716.84		1,282,196.48																
Postage and Courier Services	5020501000	364,239.47	(264,197.47)	100,042.00	364,239.47		(264,197.47)																
Postage and Courier Services	5020501000	364,239.47	(264,197.47)	100,042.00	364,239.47		(264,197.47)																
Telephone Expenses	5020502000	4,211,172.47	973,236.62	5,184,409.09	4,211,172.47		973,236.62																
Mobile	5020502001	2,683,974.25	(586,771.97)	2,097,202.28	2,683,974.25		(586,771.97)																
Landline	5020502002	1,527,198.22	1,560,008.59	3,087,206.81	1,527,198.22		1,560,008.59																
Internet Subscription Expenses	5020503000	3,044,491.90	551,294.41	3,595,786.31	3,044,491.90		551,294.41																
Internet Subscription Expenses	5020503000	3,044,491.90	551,294.41	3,595,786.31	3,044,491.90		551,294.41																
Cable, Satellite, Telegraph and Radio Expenses	5020504000	1,131,813.00	(8,137.08)	1,123,675.92	1,131,813.00		(8,137.08)																
Cable, Satellite, Telegraph and Radio Expenses	5020504000	1,131,813.00	(8,137.08)	1,123,675.92	1,131,813.00		(8,137.08)																
Survey, Research, Exploration and Development Expenses	5020700000	1,000,000.00	(1,000,000.00)		1,000,000.00		(1,000,000.00)																
Research, Exploration and Development Expenses	5020702000	1,000,000.00	(1,000,000.00)		1,000,000.00		(1,000,000.00)																
Research, Exploration and Development Expenses	5020702002	1,000,000.00	(1,000,000.00)		1,000,000.00		(1,000,000.00)																
Demolition/Relocation and Desilting/Dredging Expenses	5020800000	1,000,000.00	(1,000,000.00)		1,000,000.00		(1,000,000.00)																
Desilting and Dredging Expenses	5020802000	1,000,000.00	(1,000,000.00)		1,000,000.00		(1,000,000.00)																
Desilting and Dredging Expenses	5020802000	1,000,000.00	(1,000,000.00)		1,000,000.00		(1,000,000.00)																
Confidential, Intelligence and Extraordinary Expenses	5021000000	7,082,136.42	(1,219,371.86)	5,862,764.56	7,082,136.42		(1,219,371.86)																
Extraordinary and Miscellaneous Expenses	5021003000	7,082,136.42	(1,219,371.86)	5,862,764.56	7,082,136.42		(1,219,371.86)																
Extraordinary and Miscellaneous Expenses	5021003000	7,082,136.42	(1,219,371.86)	5,862,764.56	7,082,136.42		(1,219,371.86)																
Professional Services	5021100000	65,112,819.42	(22,715,305.01)	42,397,514.41	65,112,819.42		(22,715,305.01)																
Legal Services	5021101000	1,089,400.00	(1,085,428.12)	3,971.88	1,089,400.00		(1,085,428.12)																
Legal Services	5021101000	1,089,400.00	(1,085,428.12)	3,971.88	1,089,400.00		(1,085,428.12)																
Consultancy Services	5021103000	28,385,798.46	(17,272,768.85)	11,113,029.61	28,385,798.46		(17,272,768.85)																
Consultancy Services	5021103002	28,385,798.46	(17,272,768.85)	11,113,029.61	28,385,798.46		(17,272,768.85)																
Other Professional Services	5021199000	35,637,620.96	(4,357,108.04)	31,280,512.92	35,637,620.96		(4,357,108.04)																
Other Professional Services	5021199000	35,637,620.96	(4,357,108.04)	31,280,512.92	35,637,620.96		(4,357,108.04)																
General Services	5021200000	8,903,162.66	(617,300.36)	8,285,862.30	8,903,162.66		(617,300.36)																
Environment/Sanitary Services	5021201000	500,000.00	(500,000.00)		500,000.00		(500,000.00)																
Environment/Sanitary Services	5021201000	500,000.00	(500,000.00)		500,000.00		(500,000.00)																
Janitorial Services	5021202000	2,941,987.48	(1,113.45)	2,940,874.02	2,941,987.48		(1,113.45)																
Janitorial Services	5021202000	2,941,987.48	(1,113.45)	2,940,874.02	2,941,987.48		(1,113.45)																
Security Services	5021203000	4,022,628.96	1,019,722.19	5,042,351.15	4,022,628.96		1,019,722.19																
Security Services	5021203000	4,022,628.96	1,019,722.19	5,042,351.15	4,022,628.96		1,019,722.19																
Other General Services	5021299000	1,438,546.22	(1,135,909.09)	302,637.13	1,438,546.22		(1,135,909.09)																
Other General Services	5021299009	1,438,546.22	(1,135,909.09)	302,637.13	1,438,546.22		(1,135,909.09)																
Repairs and Maintenance	5021300000	191,321,046.40	(97,987,095.85)	93,333,950.55	191,321,046.40		(97,987,095.85)																
Repairs and Maintenance - Land Improvements	5021302000	3,603,049.00	(1,920,779.00)	1,682,270.00	3,603,049.00		(1,920,779.00)																
Other Land Improvements	5021302099	3,603,049.00	(1,920,779.00)	1,682,270.00	3,603,049.00		(1,920,779.00)																
Repairs and Maintenance - Buildings and Other Structures	5021304000	29,078,903.55	(11,034,948.73)	18,043,954.82	29,078,903.55		(11,034,948.73)																
Buildings	5021304001	29,078,903.55	(11,034,948.73)	18,043,954.82	29,078,903.55		(11,034,948.73)																
Repairs and Maintenance -																							

OFFICE OF THE AUDITOR
MALA CANANG, MANILA

RECEIVED

By: *[Signature]*

Date: 2/12/18 Time: 9:40

Particulars	UACS CODE	Appropriation			Allotments					Current Year Obligations					Current Year Disbursements					Balances					
		Authorized Appropriation	Adjustments (Transfer (To)/From, Realignment)	Adjusted Appropriations	Allotments Received	Adjustments (Withdrawal, Realignment)	Transfer To	Transfer From	Adjusted Total Allotments	1st Quarter Ending March 31	2nd Quarter Ending June 30	3rd Quarter Ending Sept. 30	4th Quarter Ending Dec. 31	Total	1st Quarter Ending March 31	2nd Quarter Ending June 30	3rd Quarter Ending Sept. 30	4th Quarter Ending Dec. 31	Total	Unreleased Appropriations	Unobligated Allotment	Unpaid Obligations (15-20) = (23+24)			
																						Due and Demandable	Not Yet Due and Demandable		
1	2	3	4	5(3+4)	6	7	8	9	10(8+9-7)+8+9	11	12	13	14	15(11+12+13+14)	16	17	18	19	20(16+17+18+19)	21(5-10)	22(10-15)	23	24		
Machinery	5021305001	1,892,819.00	(1,541,529.95)	351,289.05	1,892,819.00	(1,541,529.95)			351,289.05		77,823.43	15,500.00	208,020.00	301,343.43					301,343.43						
Office Equipment	5021305002	474,357.50	63,467.73	537,845.23	474,357.50	63,467.73			537,845.23	124,260.00	231,075.23	179,670.00	2,840.00	537,845.23		329,465.83		25,400.00	182,979.40						
Information and Communication Technology Equipment	5021305009	9,146,582.00	(7,791,353.02)	1,355,228.98	9,146,582.00	(7,791,353.02)			1,355,228.98	700,000.00	29,376.95			729,376.95				175,000.00	564,376.95					625,652.03	
Communication Equipment	5021305007		26,453.25	26,453.25		26,453.25			26,453.25		9,900.00		16,553.25	26,453.25					9,900.00						16,553.25
Disaster Response and Rescue Equipment	5021305009	181,960.00	(181,960.00)		181,960.00	(181,960.00)																			
Other Machinery and Equipment	5021305099	1,505,050.24	(1,467,750.24)	37,300.00	1,505,050.24	(1,467,750.24)			37,300.00				37,300.00	37,300.00					37,300.00						
Repairs and Maintenance - Transportation Equipment	5021306000	138,314,544.75	(73,671,536.14)	64,643,008.61	138,314,544.75	(73,671,536.14)			64,643,008.61	60,690,289.73	716,188.49	1,549,915.00	1,532,181.05	64,488,574.27	229,304.00	1,385,487.12	7,383,305.06	54,983,321.29	63,991,418.27			154,434.34		507,156.00	
Motor Vehicles	5021306001	20,352,768.62	(13,714,434.99)	6,638,333.63	20,352,768.62	(13,714,434.99)			6,638,333.63	2,685,814.95	716,188.49	1,549,915.00	1,532,181.05	6,483,899.49	229,304.00	1,385,487.12	3,013,598.39	1,348,253.58	5,976,743.49			154,434.34		507,156.00	
Aircrafts and Aircrafts Ground Equipment	5021306003	117,861,775.93	(59,857,101.15)	58,004,674.78	117,861,775.93	(59,857,101.15)			58,004,674.78	58,004,674.78				58,004,674.78				4,369,607.47	53,635,067.31			58,004,674.78		507,156.00	
Watercrafts	5021306004	100,000.00	(100,000.00)		100,000.00	(100,000.00)																			
Repairs and Maintenance - Furniture and Fixtures	5021307000	1,723,780.36	4,162,425.20	5,886,205.56	1,723,780.36	4,162,425.20			5,886,205.56		1,083,315.82	3,172,741.12	1,608,648.62	5,864,705.56		36,262.29		1,205,510.00	4,034,293.95			5,276,066.24		588,639.32	
Repairs and Maintenance - Furniture and Fixtures	5021307000	1,723,780.36	4,162,425.20	5,886,205.56	1,723,780.36	4,162,425.20			5,886,205.56		1,083,315.82	3,172,741.12	1,608,648.62	5,864,705.56		36,262.29		1,205,510.00	4,034,293.95			5,276,066.24		588,639.32	
Repairs and Maintenance - Other Property, Plant and Equipment	5021399000	5,400,000.00	(4,629,604.95)	770,395.05	5,400,000.00	(4,629,604.95)			770,395.05	950.00	32,537.00	336,502.00	338,600.00	708,689.00				42,239.00	666,450.00			708,689.00		61,706.05	
Other Property, Plant and Equipment	5021399099	5,400,000.00	(4,629,604.95)	770,395.05	5,400,000.00	(4,629,604.95)			770,395.05	950.00	32,537.00	336,502.00	338,600.00	708,689.00				42,239.00	666,450.00			708,689.00		61,706.05	
Financial Assistance/Subsidy	5021400000	64,745,000.00	(64,745,000.00)		64,745,000.00	(64,745,000.00)																			
Subsidies - Others	5021499000	64,745,000.00	(64,745,000.00)		64,745,000.00	(64,745,000.00)																			
Taxes, Insurance Premiums and Other Fees	5021500000	30,914,578.26	(7,216,874.24)	23,697,704.02	30,914,578.26	(7,216,874.24)			23,697,704.02	10,100,188.79	459,872.16	1,217,527.35	11,868,641.97	23,646,230.27	8,965,124.09	372,422.16		1,207,906.11	13,100,777.91			23,646,230.27		51,473.75	
Taxes, Duties and Licenses	5021501000	1,535,698.60	10,640,749.86	12,176,448.46	1,535,698.60	10,640,749.86			12,176,448.46	133,149.73	140,859.56	183,622.65	11,708,816.52	12,166,448.46	133,149.73	113,409.56		122,749.29	11,797,139.88			12,166,448.46		10,000.00	
Taxes, Duties and Licenses	5021501001	1,535,698.60	10,640,749.86	12,176,448.46	1,535,698.60	10,640,749.86			12,176,448.46	133,149.73	140,859.56	183,622.65	11,708,816.52	12,166,448.46	133,149.73	113,409.56		122,749.29	11,797,139.88			12,166,448.46		10,000.00	
Fidelity Bond Premiums	5021502000	318,398.75	20,562.50	338,961.25	318,398.75	20,562.50			338,961.25		296,250.00	1,237.50		297,487.50				236,250.00	54,433.62			297,487.50		41,473.75	
Fidelity Bond Premiums	5021502005	318,398.75	20,562.50	338,961.25	318,398.75	20,562.50			338,961.25		296,250.00	1,237.50		297,487.50				236,250.00	54,433.62			297,487.50		41,473.75	
Insurance Expenses	5021503000	29,060,480.91	(17,878,186.60)	11,182,294.31	29,060,480.91	(17,878,186.60)			11,182,294.31	9,967,039.06	22,762.60	1,032,667.20	159,825.45	11,182,294.31	8,831,974.36			22,762.60	1,030,723.20	1,296,834.15			11,182,294.31		
Insurance Expenses	5021503000	29,060,480.91	(17,878,186.60)	11,182,294.31	29,060,480.91	(17,878,186.60)			11,182,294.31	9,967,039.06	22,762.60	1,032,667.20	159,825.45	11,182,294.31	8,831,974.36			22,762.60	1,030,723.20	1,296,834.15			11,182,294.31		
Other Maintenance and Operating Expenses	5029900000	74,877,395.93	64,820,448.22	139,697,844.15	74,877,395.93	64,820,448.22			139,697,844.15	20,619,883.83	29,412,277.61	5,347,500.36	80,815,222.40	136,294,884.20	249,102.00	10,794,176.09		2,236,767.47	98,524,073.75			111,806,119.32		3,402,959.95	
Advertising Expenses	5029901000	9,320,904.80	4,897,242.40	14,218,147.20	9,320,904.80	4,897,242.40			14,218,147.20	14,076,300.00	31,649.60	31,649.60	71,211.60	14,210,810.80				3,081,068.06	31,649.60			14,210,810.80		7,336.40	
Advertising Expenses	5029901000	9,320,904.80	4,897,242.40	14,218,147.20	9,320,904.80	4,897,242.40			14,218,147.20	14,076,300.00	31,649.60	31,649.60	71,211.60	14,210,810.80				3,081,068.06	31,649.60			14,210,810.80		7,336.40	
Printing and Publication Expenses	5029902000	7,187,390.00	(5,611,349.12)	1,576,040.88	7,187,390.00	(5,611,349.12)			1,576,040.88	57,600.00	(33,100.00)		73,500.00	98,000.00					24,500.00				24,500.00		1,478,040.88
Printing and Publication Expenses	5029902000	7,187,390.00	(5,611,349.12)	1,576,040.88	7,187,390.00	(5,611,349.12)			1,576,040.88	57,600.00	(33,100.00)		73,500.00	98,000.00					24,500.00				24,500.00		1,478,040.88
Representation Expenses	5029903000	50,461,860.22	54,747,385.55	105,209,245.77	50,461,860.22	54,747,385.55			105,209,245.77	6,270,083.83	13,504,756.56	4,382,997.76	79,736,969.96	103,894,808.10	249,102.00	2,146,432.57		1,192,835.27	88,531,173.38			92,119,543.22		1,314,437.67	
Representation Expenses	5029903000	50,461,860.22	54,747,385.55	105,209,245.77	50,461,860.22	54,747,385.55			105,209,245.77	6,270,083.83	13,504,756.56	4,382,997.76	79,736,969.96	103,894,808.10	249,102.00	2,146,432.57		1,192,835.27	88,531,173.38			92,119,543.22		1,314,437.67	
Transportation and Delivery Expenses	5029904000	472,268.00	(350,935.00)	121,333.00	472,268.00	(350,935.00)			121,333.00																121,333.00
Transportation and Delivery Expenses	5029904000	472,268.00	(350,935.00)	121,333.00	472,268.00	(350,935.00)			121,333.00																121,333.00
Rent/Lease Expenses	5029905000	6,282,232.28	(247,896.58)	6,034,335.70	6,282,232.28	(247,896.58)			6,034,335.70	218,900.00	3,852,041.86	932,853.00	1,033,540.84	6,034,335.70		1,317,530.36		932,853.00	3,143,952.34			5,394,335.70		640,000.00	
Rents - Building and Structures	5029905001	1,530,000.00	(1,530,000.00)		1,530,000.00	(1,530,000.00)																			640,000.00
Rents - Motor Vehicles	5029905003	1,392,591.52	(1,392,591.52)		1,392,591.52	(1,392,591.52)																			
Rents - Equipment	5029905004	3,359,640.76	2,674,694.94	6,034,335.70	3,359,640.76	2,674,694.94			6,034,335.70	218,900.00	3,852,041.86	932,853.00	1,033,540.84	6,034,335.70		1,317,530.36		932,853.00	3,143,952.34			5,394,335.70		640,000.00	
Subscription Expenses	5029907000	1,152,740.63	(613,999.03)	538,741.60	1,152,740.63	(613,999.03)			538,741.60		56,929.60			56,929.60					56,929.60						481,812.00
Library and Other Reading Materials Subscription Expenses	5029907004	1,152,740.63	(613,999.03)	538,741.60	1,152,740.63	(613,999.03)			538,741.60		56,929.60			56,929.60					56,929.60						481,812.00
Other Maintenance and Operating Expenses	5029999000		12,000,000.00	12,000,000.00		12,000,000.00			12,000,000.00					12,000,000.00											


Particulars	UACS CODE	Appropriation			Allotments			Current Year Obligations					Current Year Disbursements					Balances						
		Authorized Appropriation	Adjustments (To)/From, Realignment)	Adjusted Appropriations	Allotments Received	Adjustments (Withdrawal, Realignment)	Transfer To	Transfer From	Adjusted Total Allotments	1st Quarter Ending March 31	2nd Quarter Ending June 30	3rd Quarter Ending Sept. 30	4th Quarter Ending Dec. 31	Total	1st Quarter Ending March 31	2nd Quarter Ending June 30	3rd Quarter Ending Sept. 30	4th Quarter Ending Dec. 31	Total	Unreleased Appropriations	Unobligated Allotment	Unpaid Obligations (15-20) = (23+24)		
1	2	3	4	5	6	7	8	9	10=(8+9)	11	12	13	14	15=(11+12+13+14)	16	17	18	19	20=(16+17+18+19)	21=(5-10)	22=(10-19)	23	24	
Buildings	5060404001	10,000,000.00		10,000,000.00	10,000,000.00				10,000,000.00					10,000,000.00					10,000,000.00					
Machinery and Equipment Outlay	5060405000	20,213,535.11	8,082,117.78	28,295,652.89	20,213,535.11	8,082,117.78			28,295,652.89	838,560.00	26,330,527.43	(6,508,970.06)	4,636,635.52	28,295,652.89	43,990.00	803,788.57	6,427,373.91	17,568,405.13	26,843,557.61				9,448,872.67	
Machinery	5060405001	1,784,924.39	(1,567,424.54)	217,499.75	1,784,924.39	(1,567,424.54)			217,499.75	148,420.00	68,079.75			217,499.75				217,499.75	217,499.75				1,452,095.28	
Office Equipment	5060405002	4,780,536.00	7,739,573.60	12,520,109.60	4,780,536.00	7,739,573.60			12,520,109.60	478,800.00	19,131,327.66	(7,247,818.06)	157,800.00	12,520,109.60		420,750.00	2,657,817.63	9,283,741.97	12,362,309.60				157,800.00	
Information and Communication Technology Equipment	5060405003	6,077,693.92	8,977,475.62	15,055,169.54	6,077,693.92	8,977,475.62			15,055,169.54	134,400.00	10,025,690.02	737,848.00	4,157,231.52	15,055,169.54		427,028.57	5,769,556.28	7,622,789.41	13,819,374.28				1,235,795.28	
Communication Equipment	5060405007	2,570,380.80	(2,307,376.80)	263,004.00	2,570,380.80	(2,307,376.80)			263,004.00	43,990.00	(43,990.00)		263,004.00	263,004.00	43,990.00	(43,990.00)		263,004.00	263,004.00					
Disaster Response and Rescue Equipment	5060405009	5,000,000.00	(5,000,000.00)		5,000,000.00	(5,000,000.00)																		
Sports Equipment	5060405013		32,950.00	32,950.00		32,950.00			32,950.00	32,950.00				32,950.00				32,950.00	32,950.00					
Other Machinery and Equipment	5060405099		206,920.00	206,920.00		206,920.00			206,920.00		148,420.00		58,500.00	206,920.00				148,420.00	148,420.00					58,500.00
Transportation Equipment Outlay	5060406000	6,435,500.00		6,435,500.00	6,435,500.00				6,435,500.00				6,435,500.00	6,435,500.00				4,600,000.00	4,600,000.00					1,835,500.00
Motor Vehicles	5060406001	6,435,500.00		6,435,500.00	6,435,500.00				6,435,500.00				6,435,500.00	6,435,500.00				4,600,000.00	4,600,000.00					1,835,500.00
Furniture, Fixtures and Books Outlay	5060407000	21,000,000.00	(13,459,190.06)	7,540,809.94	21,000,000.00	(13,459,190.06)			7,540,809.94		4,781,059.94		2,759,750.00	7,540,809.94			4,703,976.00	1,146,083.94	5,850,059.94					1,690,750.00
Furniture and Fixtures	5060407001	20,000,000.00	(12,459,190.06)	7,540,809.94	20,000,000.00	(12,459,190.06)			7,540,809.94		4,781,059.94		2,759,750.00	7,540,809.94			4,703,976.00	1,146,083.94	5,850,059.94					1,690,750.00
Books	5060407002	1,000,000.00	(1,000,000.00)		1,000,000.00	(1,000,000.00)																		
Other Property Plant and Equipment Outlay	5060408000	1,601,031.00	4,388,272.28	5,989,303.28	1,601,031.00	4,388,272.28			5,989,303.28	574,655.00	1,951,940.00	1,927,195.00	202,000.00	4,655,790.00	56,155.00		891,421.40	2,526,126.27	3,473,702.67		1,333,513.28	22,000.00	1,160,087.33	
Other Property, Plant and Equipment	5060409099	1,601,031.00	4,388,272.28	5,989,303.28	1,601,031.00	4,388,272.28			5,989,303.28	574,655.00	1,951,940.00	1,927,195.00	202,000.00	4,655,790.00	56,155.00		891,421.40	2,526,126.27	3,473,702.67		1,333,513.28	22,000.00	1,160,087.33	
III. Special Purpose Fund																								
Contingent Fund	01102402		95,399,820.00	95,399,820.00	95,399,820.00				95,399,820.00	16,893,904.99	32,339,651.90	22,574,422.11	4,892,302.05	78,490,281.04	8,340,369.37	37,283,270.21	15,491,353.64	17,331,518.12	78,446,510.34		17,909,538.96	43,770.70		
Maintenance and Other Operating Expenses			71,184,820.00	71,184,820.00	71,184,820.00				71,184,820.00	11,368,296.98	32,339,651.90	22,574,422.11	4,892,302.05	71,174,673.04	8,256,488.37	31,162,128.01	15,491,353.64	15,220,931.32	71,130,902.34		10,146.96	43,770.70		
Traveling Expenses	5020100000		988,650.85	988,650.85	8,947,640.00	(7,958,989.34)			988,650.85	496,968.85	196,280.61	260,406.20	24,848.04	978,503.70	470,288.28	158,459.85	276,754.73	29,230.14	934,733.00		10,146.96	43,770.70		
Traveling Expenses - Local	5020101000		491,681.81	491,681.81	7,660,000.00	(7,468,318.19)			491,681.81	491,681.81	196,280.61	260,406.20	24,848.04	481,534.85	470,288.28	145,889.75	262,644.26	29,230.14	437,764.15		10,146.96	43,770.70		
Traveling Expenses - Foreign	5020102000		496,968.85	496,968.85	987,640.00	(490,671.15)			496,968.85	496,968.85				496,968.85	470,288.28	12,570.10	14,110.47		496,968.85					
Traveling Expenses - Foreign	5020102000		496,968.85	496,968.85	987,640.00	(490,671.15)			496,968.85	496,968.85				496,968.85	470,288.28	12,570.10	14,110.47		496,968.85					
Supplies and Materials Expenses	5020300000		6,000.00	6,000.00	628,980.00	(622,980.00)			6,000.00	6,000.00				6,000.00				6,000.00	6,000.00					
Other Supplies and Materials Expenses	5020399000		6,000.00	6,000.00	203,990.00	(197,990.00)			6,000.00	6,000.00				6,000.00				6,000.00	6,000.00					
Professional Services	5021100000		70,170,369.34	70,170,369.34	59,210,000.00	10,960,369.34			70,170,369.34	10,865,328.13	32,140,071.29	22,297,515.91	4,867,454.01	70,170,369.34	7,786,200.09	31,002,669.10	15,195,798.91	16,185,701.18	70,170,369.34					
Consultancy Services	5021103000		4,220,636.36	4,220,636.36	2,000,000.00	2,220,636.36			4,220,636.36	538,636.36	1,732,000.00	1,300,000.00	650,000.00	4,220,636.36		217,500.00	2,034,889.19	1,968,247.17	4,220,636.36					
Other Professional Services	5021199000		65,949,732.98	65,949,732.98	57,200,000.00	8,749,732.98			65,949,732.98	10,326,691.77	30,408,071.29	20,997,515.91	4,217,454.01	65,949,732.98	7,786,200.09	30,785,169.16	13,160,909.72	14,217,454.01	65,949,732.98					
Other Maintenance and Operating Expenses	5023900000		19,800.00	19,800.00	2,379,880.00	(2,360,080.00)			19,800.00		3,300.00	16,500.00		19,800.00		1,000.00	18,800.00		19,800.00					
Representation Expenses	5029903000		19,800.00	19,800.00	201,800.00	(182,000.00)			19,800.00		3,300.00	16,500.00		19,800.00		1,000.00	18,800.00		19,800.00					
Representation Expenses	5029903000		19,800.00	19,800.00	201,800.00	(182,000.00)			19,800.00		3,300.00	16,500.00		19,800.00		1,000.00	18,800.00		19,800.00					
Capital Outlays			25,215,000.00	25,215,000.00	25,215,000.00				25,215,000.00					25,215,000.00					25,215,000.00					
Property, Plant and Equipment Outlay	5060400000		25,215,000.00	25,215,000.00	25,215,000.00				25,215,000.00	7,315,608.00				7,315,608.00	83,880.00	6,121,141.20		1,110,586.80	7,315,608.00		17,899,392.00			
Machinery and Equipment Outlay	5060405000		25,215,000.00	25,215,000.00	25,215,000.00				25,215,000.00	7,315,608.00				7,315,608.00	83,880.00	6,121,141.20		1,110,586.80	7,315,608.00		17,899,392.00			
Information and Communication Technology Equipment	5060405003		25,215,000.00	25,215,000.00	25,215,000.00				25,215,000.00	7,315,608.00				7,315,608.00	83,880.00	6,121,141.20		1,110,586.80	7,315,608.00		17,899,392.00			
GRAND TOTAL																								
Grand Total		702,725,322.92	96,399,820.00	799,125,142.92	799,125,142.92				799,125,142.92	146,401,045.42	287,932,820.52	84,860,230.62	237,110,193.20	756,324,250.18	43,858,045.32	203,228,108.38	82,695,652.37	356,591,120.15	686,372,926.22		42,800,852.76	28,835,239.94	41,116,124.00	

Certified Correct:

Certified Correct:

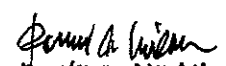
Recommended By:

Approved By:


Gaddi, Damiana


Agency Budget Officer

Date: 05/Feb/2018


ROMEO A. MILAN


Agency Chief Accountant

Date:


Byndoc, Gloria

Director, FMS

Date: 05/Feb/2018


Justol, Rizalina

Head of Agency or Authorized
Representative

Date: 05/Feb/2018