

STATEMENT OF APPROPRIATIONS, ALLOTMENTS, OBLIGATIONS, DISBURSEMENTS AND BALANCES
Office of the Auditor
As of the Quarter Ending March 31, 2018
MALACANANG, MANILA

RECEIVED
By Louieca
Date 4/26/18

Department: Office of the President (OP)
Agency: The President's Offices
Operating Unit: N/A
Organization Code (UACS): 020010000000
Fund Cluster: 01 - Regular Agency Fund


Authorization: 01 - Current Year Appropriations
Report Status: SUBMITTED

Table with columns: Particulars, UACS CODE, Appropriation (Authorized, Adjustments, Adjusted), Allotments (Allotments Received, Adjustments, Transfer To, Transfer From, Adjusted Total), Current Year Obligations (1st Quarter Ending, 2nd-4th Quarters, Total), Current Year Disbursements (1st-4th Quarters, Total), Balances (Unreleased, Unobligated, Unpaid Obligations).

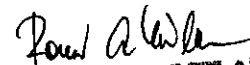
Handwritten notes and signatures on the left margin, including 'The President' and 'The President's Office'.

Particulars	UACS CODE	Appropriation			Allotments					Current Year Obligations				Current Year Disbursements				Balances					
		Authorized Appropriation	Adjustments (Transfer To/From, Realignment)	Adjusted Appropriations	Allotments Received	Adjustments (Withdrawal, Realignment)	Transfer To	Transfer From	Adjusted Total Allotments	1st Quarter Ending March 31	2nd Quarter Ending June 30	3rd Quarter Ending Sept 30	4th Quarter Ending Dec. 31	Total	1st Quarter Ending March 31	2nd Quarter Ending June 30	3rd Quarter Ending Sept. 30	4th Quarter Ending Dec. 31	Total	Unreleased Appropriations	Unobligated Allotment	Unpaid Obligations (15-20) = (23+24)	
																						Due and Demandable	Not Yet Due and Demandable
1	2	3	4	5	6	7	8	9	10	11	12	13	14	15	16	17	18	19	20	21	22	23	24
FS		5,796,000.00		5,796,000.00	5,796,000.00				5,796,000.00	1,469,962.36				1,469,962.36	1,189,587.23				1,189,587.23		4,306,037.64		300,395.13
Pension under R.A. No. 2087, as amended by P.D. 1625 and R.A. No. 5059 as amended by Section 1 of EO No. 145, s. 1987	01104103																						
General Administration and Support	1000000000000000	480,000.00		480,000.00	480,000.00				480,000.00	120,000.00				120,000.00	120,000.00			120,000.00		360,000.00			
General Management and Supervision	100000100001000	480,000.00		480,000.00	480,000.00				480,000.00	120,000.00				120,000.00	120,000.00			120,000.00		360,000.00			
PS		480,000.00		480,000.00	480,000.00				480,000.00	120,000.00				120,000.00	120,000.00			120,000.00		360,000.00			
Sub-Total, Automatic Appropriations		41,236,000.00		41,236,000.00	41,236,000.00				41,236,000.00	10,195,557.08				10,195,557.08	7,162,279.42			7,162,279.42		31,039,442.92		3,034,277.66	
PS		41,236,000.00		41,236,000.00	41,236,000.00				41,236,000.00	10,195,557.08				10,195,557.08	7,162,279.42			7,162,279.42		31,039,442.92		3,034,277.66	
MOOE																							
Fin Ex																							
CO																							
III. Special Purpose Fund																							
Pension and Gratuity Fund	01101407		1,299,194.00	1,299,194.00	1,299,194.00				1,299,194.00	1,299,191.89				1,299,191.89	1,083,579.98			1,083,579.98		2.11		215,611.91	
Purpose	4000000000000000		1,299,194.00	1,299,194.00	1,299,194.00				1,299,194.00	1,299,191.89				1,299,191.89	1,083,579.98			1,083,579.98		2.11		215,611.91	
Pension and Gratuity Fund	4008000000000000		1,299,194.00	1,299,194.00	1,299,194.00				1,299,194.00	1,299,191.89				1,299,191.89	1,083,579.98			1,083,579.98		2.11		215,611.91	
For payment of retirement and terminal leave benefits	4008000000002000		1,139,523.00	1,139,523.00	1,139,523.00				1,139,523.00	1,139,521.06				1,139,521.06	923,909.15			923,909.15		1.94		215,611.91	
PS			1,139,523.00	1,139,523.00	1,139,523.00				1,139,523.00	1,139,521.06				1,139,521.06	923,909.15			923,909.15		1.94		215,611.91	
For payment of monetization of leave credits	4008000000004000		159,671.00	159,671.00	159,671.00				159,671.00	159,670.83				159,670.83	159,670.83			159,670.83		.17		215,611.91	
PS			159,671.00	159,671.00	159,671.00				159,671.00	159,670.83				159,670.83	159,670.83			159,670.83		.17		215,611.91	
Sub-Total, SPF			1,299,194.00	1,299,194.00	1,299,194.00				1,299,194.00	1,299,191.89				1,299,191.89	1,083,579.98			1,083,579.98		2.11		215,611.91	
PS			1,299,194.00	1,299,194.00	1,299,194.00				1,299,194.00	1,299,191.89				1,299,191.89	1,083,579.98			1,083,579.98		2.11		215,611.91	
MOOE																							
Fin Ex																							
CO																							
GRAND TOTAL		6,072,246,000.00	1,299,194.00	6,073,545,194.00	6,065,192,133.00				6,065,192,133.00	1,006,460,830.60				1,006,460,830.60	933,780,719.93			933,780,719.93	8,353,061.00	5,058,731,302.40		72,680,110.67	
PS		1,035,395,000.00	1,299,194.00	1,036,694,194.00	1,028,341,133.00				1,028,341,133.00	191,207,831.87				191,207,831.87	172,010,139.22			172,010,139.22	8,353,061.00	837,133,301.13		19,197,682.65	
MOOE		4,666,661,000.00		4,666,661,000.00	4,666,661,000.00				4,666,661,000.00	813,127,083.23				813,127,083.23	761,543,141.41			761,543,141.41		3,653,533,916.77		51,583,941.82	
Fin Ex																							
CO		370,190,000.00		370,190,000.00	370,190,000.00				370,190,000.00	2,125,915.50				2,125,915.50	227,439.30			227,439.30		358,064,084.50		1,898,476.20	

Certified Correct:


 Gaddi, Damiana
 Budget Officer
 Date: 24/Apr/2018


Certified Correct:


ROMEO A. MILAN
 Chief Accountant
 Date:

Recommended By:


 Byndoc, Gloria
 Director, FMS
 Date: 24/Apr/2018

Approved By:


 Justo Rizalina
 Agency Head/Department
 Date: 24/Apr/2018