


MONTHLY REPORT OF DISBURSEMENTS
For the month of April, 2018

Department: Office of the President (OP)	Agency: The President's Offices										Operating Unit: N/A																	
Organization Code (UACS): 020010000000	Fund Cluster: 01 - Regular Agency Fund										Report Status: SUBMITTED																	
PARTICULARS	CURRENT YEAR BUDGET					PRIOR YEAR'S ACCOUNTS PAYABLE					CURRENT YEAR'S ACCOUNTS PAYABLE					SUB-TOTAL	TRUST LIABILITIES				GRAND TOTAL				REMARKS			
	PS	MOOE	Fin. Exp	CO	TOTAL	PS	MOOE	Fin. Exp	CO	Sub-Total	PS	MOOE	Fin. Exp	CO	Sub-Total		TOTAL	PS	MOOE	CO	TOTAL	PS	MOOE	Fin. Exp		CO	TOTAL	
	1	2	3	4	5	6=2+3+4+5	7	8	9	10	11=(7+8+9+10)	12	13	14	15		16=(12+13+14+15)	17=(11+16)	18=(6+17)	19	20	21	22=(19+20+21)	23		24	25	26
Notice of Cash Allocation (NCA)	52,862,455.36	325,687,987.15		462,545.55	378,812,988.06	1,440,613.92	23,842,100.70		725,880.23	26,008,594.85						26,008,594.85	404,821,582.81					54,103,059.28	349,530,087.85			1,188,425.78	404,821,582.91	
MDS Checks Issued	52,862,455.36	325,687,987.15		462,545.55	378,812,988.06	1,440,613.92	23,842,100.70		725,880.23	26,008,594.85						26,008,594.85	404,821,582.81					54,103,059.28	349,530,087.85			1,188,425.78	404,821,582.91	
Advice to Debit Account																												
Notice of Transfer of Allocation (NTA)																												
MDS Checks Issued																												
Advice to Debit Account																												
Working Fund (NCA issued to BT)																												
Tax Remittance Advances Issued (TRA)	6,149,152.71	9,173,745.76			15,322,898.47																	6,149,152.71	9,173,745.76			15,322,898.47		
Cash Disbursement Ceiling (CDC)																												
Non-Cash Availment Authority (NCAA)																												
Others (CDT, BTR Decs Stamp, etc.)																												

Summary


PARTICULARS	PREVIOUS REPORT - CURRENT MONTH			AS OF DATE
	(1)	(2)	(3)	
Total Disbursement Authorities Received				
NCA	3,526,521,161.00	1,519,820,693.00	5,046,341,854.00	
Working Fund				
TRA	130,890,326.33	15,322,858.47	146,213,224.80	
CDC				
NCAA				
Others (CDT, BTR Decs Stamp, etc.)	13,716,024.77	5,503,612.88	19,619,637.65	
Less: Notice of Transfer Allocations (NTA) Issued	34,920,034.00	16,501,836.00	51,421,870.00	
Total Disbursements Authorities Available	3,536,207,478.10	1,524,545,368.35	5,160,732,846.45	
Less:				
Lapsed NCA		251,148,040.79	251,148,040.79	
Disbursements	3,385,059,437.31	420,144,481.28	3,805,203,918.63	
Balance of Disbursements Authorities as of date	251,148,040.79	853,252,846.18	1,104,400,886.97	
Total Disbursements Program	3,636,207,478.10	1,273,387,327.56	4,909,694,805.66	
Less: * Actual Disbursements	3,385,059,437.31	420,144,481.28	3,805,203,918.63	
(Over/Under spending-	251,148,040.79	853,252,846.18	1,104,400,886.97	

Certified Correct:


 Milan, Romeo

 Agency Chief Accountant
 Date: 21/May/2018

Approved By:


 Bundoc, Gloria

 Head of Agency or Authorized Representative
 Date: 21/May/2018

*Received by
w 5/31/18*

MONTHLY REPORT OF DISBURSEMENTS
For the month of March, 2018

Department: Office of the President (OP)										Agency: The President's Offices										Operating Unit: N/A									
Organization Code (UACS): 020010000000										Fund Cluster: 01 - Regular Agency Fund										Report Status: SUBMITTED									
PARTICULARS	CURRENT YEAR BUDGET					PRIOR YEAR'S ACCOUNTS PAYABLE					CURRENT YEAR'S ACCOUNTS PAYABLE					SUB-TOTAL	TRUST LIABILITIES				GRAND TOTAL					REMARKS			
	PS	MOOE	Fin. Exp	CO	TOTAL	PS	MOOE	Fin. Exp	CO	Sub-Total	PS	MOOE	Fin. Exp	CO	Sub-Total		TOTAL	PS	MOOE	CO	TOTAL	PS	MOOE	Fin. Exp	CO		TOTAL		
	1	2	3	4	5	6	7	8	9	10	11	12	13	14	15		16	17	18	19	20	21	22	23	24		25	26	27
Notice of Cash Allocation (NCA)	68,441,211.58	244,744,765.68			277,439.20	313,413,416.46	727,941.88	1,216,925,717.80			11,926,826.96	1,229,580,486.64				1,229,580,486.64	1,542,993,903.10						69,169,153.46	1,461,670,483.48		12,154,266.16	1,542,993,903.10		
MDS Checks Issued	68,441,211.58	244,744,765.68			277,439.20	313,413,416.46	727,941.88	1,216,925,717.80			11,926,826.96	1,229,580,486.64				1,229,580,486.64	1,542,993,903.10						69,169,153.46	1,461,670,483.48		12,154,266.16	1,542,993,903.10		
Advice to Debit Account																													
Notice of Transfer of Allocations (NTA)																													
MDS Checks Issued																													
Advice to Debit Account																													
Working Fund (NCA issued to BT)																													
Tax Remittance Advices Issued (TRA)	4,774,980.97	\$1,923,900.51																											
Cash Disbursement Ceiling (CDC)																													
Non-Cash Availment Authority (NCAA)																													
Others (CDT, BTs Docs Stamp, etc.)																													

Summary

PARTICULARS	PREVIOUS REPORT	CURRENT MONTH	AS OF DATE
(1)	(2)	(3)	(4)
Total Disbursement Authorities Received			
NCA	3,242,494,240.00	264,026,831.00	3,526,521,161.00
Working Fund			
TRA	44,191,444.85	86,678,181.48	130,890,326.33
CDC			
NCAA			
Others (CDT, BTs Docs Stamp, etc.)	12,816,062.77	899,962.00	13,716,024.77
Less: Notice of Transfer Allocations (NTA)* issued	23,418,325.00	11,401,709.00	34,920,034.00
Total Disbursement Authorities Available	3,276,383,522.62	359,823,955.48	3,636,207,478.10
Less:			
Lapsed NCA			
Disbursements	1,755,366,652.73	1,629,692,784.58	3,385,059,437.31
Balance of Disbursement Authorities as of to date	1,521,016,869.89	(1,269,868,829.10)	251,148,040.79
Total Disbursement Program	3,276,383,522.62	359,823,955.48	3,636,207,478.10
Less: * Actual Disbursements	1,755,366,652.73	1,629,692,784.58	3,385,059,437.31
(Over)/Under spending-	1,521,016,869.89	(1,269,868,829.10)	251,148,040.79

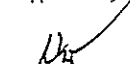
Certified Correct:


Milan, Romeo


Agency Chief Accountant

Date: 17/Apr/2018

Approved By:


Bundoc, Glorinda
Head of Agency or Authorized Representative

Date: 17/Apr/2018


4/20/18

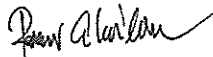
MONTHLY REPORT OF DISBURSEMENTS
For the month of February, 2018

Department: Office of the President (OP)										Agency: The President's Offices										Operating Unit: N/A									
Organization Code (UACS): 020010000000										Fund Cluster: 01 - Regular Agency Fund										Report Status: SUBMITTED									
PARTICULARS	CURRENT YEAR BUDGET					PRIOR YEAR'S ACCOUNTS PAYABLE					CURRENT YEAR'S ACCOUNTS PAYABLE					SUB-TOTAL	TRUST LIABILITIES				GRAND TOTAL					REMARKS			
	PS	MOOE	Fin. Exp	CO	TOTAL	PS	MOOE	Fin. Exp	CO	Sub-Total	PS	MOOE	Fin. Exp	CO	Sub-Total		TOTAL	PS	MOOE	CO	TOTAL	PS	MOOE	Fin. Exp	CO		TOTAL		
	1	2	3	4	5	6	7	8	9	10	11	12	13	14	15		16	17	18	19	20	21	22	23	24		25	26	
Notice of Cash Allocation (NCA)	67,003,974.10	238,192,531.30			305,196,505.40	6,334,693.32	1,095,370,668.75		10,654,936.51	1,112,360,298.58					1,112,360,298.58	1,417,556,803.95					73,338,667.42	1,333,563,200.05			10,654,936.51	1,417,556,803.98			
MDS Checks Issued	67,003,974.10	238,192,531.30			305,196,505.40	6,334,693.32	1,095,370,668.75		10,654,936.51	1,112,360,298.58					1,112,360,298.58	1,417,556,803.95					73,338,667.42	1,333,563,200.05			10,654,936.51	1,417,556,803.98			
Advice to Debit Account																													
Notice of Transfer of Allocation (NTA)																													
MDS Checks Issued																													
Advice to Debit Account																													
Working Fund (NCA issued to BTR)																													
Tax Reimburse Advice Issued (TRA)	6,938,881.49	26,134,718.46			33,073,599.95																								
Cash Disbursement Ceiling (CDC)																													
Non-Cash Availment Authority (NCAA)																													
Others (CDT, BTR Does Stamp, etc.)																													

Summary

PARTICULARS	PREVIOUS REPORT	CURRENT MONTH	AS OF DATE
(1)	(2)	(3)	(4)
Total Disbursement Authorities Received			
NCA	1,335,750,318.00	2,066,741,932.00	3,242,494,340.00
Working Fund			
TRA	11,117,844.90	33,073,599.95	44,191,444.85
CDC			
NCAA			
Others (CDT, BTR Does Stamp, etc.)	700,004.92	12,115,457.85	12,816,062.77
Less: Notice of Transfer Allocations (NTA)* issued	11,447,617.60	11,670,708.00	23,118,325.60
Total Disbursement Authorities Available	1,236,121,220.52	2,040,263,301.80	3,276,383,522.62
Less:			
Lapsed NCA			
Disbursements	304,736,248.80	1,450,630,403.93	1,755,366,652.73
Balance of Disbursements Authorities as of to date	931,384,971.72	589,631,897.87	1,521,016,869.89
Total Disbursements Program	1,236,121,220.52	2,040,263,301.80	3,276,383,522.62
Less: * Actual Disbursements	304,736,248.80	1,450,630,403.93	1,755,366,652.73
(Over)/Under spending-	931,384,971.72	589,631,897.87	1,521,016,869.89

Certified Correct:



Milan, Romeo

Agency Chief Accountant

Date: 13/Mar/2018

Approved By:




Byndoc, Gloria

Head of Agency or Authorized Representative

Date: 13/Mar/2018

This report was generated using the Unified Reporting System on 13/03/2018 12:11

Received by: 
Date: 13/03/2018

13/03/2018 15:20:59

MONTHLY REPORT OF DISBURSEMENTS
For the month of January, 2018

Department: Office of the President (OP)					Agency: The President's Offices										Operating Unit: N/A											
Organization Code (UACS): 020010000000					Fund Cluster: 01 - Regular Agency Fund										Report Status: SUBMITTED											
PARTICULARS	CURRENT YEAR BUDGET					PRIOR YEAR'S BUDGET										SUB-TOTAL	TRUST LIABILITIES				GRAND TOTAL					REMARKS
	PS	MOOE	Fin. Exp.	CO	TOTAL	PRIOR YEAR'S ACCOUNTS PAYABLE					CURRENT YEAR'S ACCOUNTS PAYABLE						PS	MOOE	CO	TOTAL	PS	MOOE	CO	TOTAL		
						7	8	9	10	11	12	13	14	15	16										17	

Summary

PARTICULARS	PREVIOUS REPORT	CURRENT MONTH	AS OF DATE
(1)	(2)	(3)	(4)
Total Disbursement Authorities Received			
NCA		1,235,750,318.00	1,235,750,318.00
Working Fund			
TRA		11,117,844.90	11,117,844.90
CDC			
NCAA			
Others (CUT, BTr Does Stamp, etc.)		700,604.92	700,604.92
Less: Notice of Transfer Allocations (NTA)* issued		(11,447,617.00)	(11,447,617.00)
Total Disbursements Authorities Available		1,236,121,220.82	1,236,121,220.82
Less:			
Lapsed NCA			
Disbursements		304,736,248.80	304,736,248.80
Balance of Disbursements Authorities as of to date		931,384,972.02	931,384,972.02
Total Disbursements Program		1,236,121,220.82	1,236,121,220.82
Less: * Actual Disbursements		304,736,248.80	304,736,248.80
(Over)/Under spending		931,384,972.02	931,384,972.02

Certified Correct:

Romeo Milan
Milan, Romeo

Agency Chief Accountant

Date: 19/Feb/2018

Approved By:

Glora Burdoc
Burdoc, Glora

Head of Agency or Authorized Representative

Date: 19/Feb/2018

This report was generated using the Unified Reporting System on 19-02-2018 13:13

DEM, BHB-C Received by:

[Signature]
PM 1:53 FEB 20 2018