



Particulars	UACS CODE	Appropriation			Allotments				Current Year Obligations					Current Year Disbursements					Balances				
		Authorized Appropriation	Adjustments (Transfer To/From, Realignment)	Adjusted Appropriations	Allotments Received	Adjustments (Withdrawal, Realignment)	Transfer To	Transfer From	Adjusted Total Allotments	1st Quarter Ending March 31	2nd Quarter Ending June 30	3rd Quarter Ending Sept. 30	4th Quarter Ending Dec. 31	Total	1st Quarter Ending March 31	2nd Quarter Ending June 30	3rd Quarter Ending Sept. 30	4th Quarter Ending Dec. 31	Total	Unreleased Appropriations	Unobligated Allotment	Unpaid Obligations (15-20) = (23+24)	
		3	4	5(4+)	6	7	8	9	10(8+9+7+6+5)	11	12	13	14	15(11+12+13+14)	16	17	18	19	20(16+17+18+19)	21(5-10)	22(16-15)	23	24
PS		1,009,000.00	286,872.34	1,295,872.34	1,009,000.00	286,872.34		1,295,872.34	389,509.76	360,931.40	294,266.55	271,064.63	1,295,872.34	298,569.23	231,600.25	494,638.23	271,064.63	1,295,872.34					
Public assistance and information services	310100100004000	1,669,000.00	(435,151.78)	1,233,848.22	1,669,000.00	(435,151.78)		1,233,848.22	327,697.92	314,719.49	379,944.82	211,485.99	1,233,848.22	301,595.21	250,168.23	470,598.79	211,485.99	1,233,848.22					
PS		1,669,000.00	(435,151.78)	1,233,848.22	1,669,000.00	(435,151.78)		1,233,848.22	327,697.92	314,719.49	379,944.82	211,485.99	1,233,848.22	301,595.21	250,168.23	470,598.79	211,485.99	1,233,848.22					
Oversight of general government internal control systems	310100100005000	1,463,000.00	(95,138.79)	1,367,861.21	1,463,000.00	(95,138.79)		1,367,861.21	313,361.64	321,273.75	344,297.06	388,928.76	1,367,861.21	288,159.56	265,879.56	424,893.33	219,028.68	1,197,961.13				169,900.08	
PS		1,463,000.00	(95,138.79)	1,367,861.21	1,463,000.00	(95,138.79)		1,367,861.21	313,361.64	321,273.75	344,297.06	388,928.76	1,367,861.21	288,159.56	265,879.56	424,893.33	219,028.68	1,197,961.13				169,900.08	
PRESIDENTIAL ADVISORY PROGRAM	310200000000000	2,098,000.00	143,122.55	2,241,122.55	2,098,000.00	143,122.55		2,241,122.55	377,106.12	481,693.88	349,214.04	1,033,108.51	2,241,122.55	368,956.48	289,263.25	549,794.31	194,794.79	1,402,808.63				838,313.72	
Presidential Advisory assistance services	310200100001000	2,098,000.00	143,122.55	2,241,122.55	2,098,000.00	143,122.55		2,241,122.55	377,106.12	481,693.88	349,214.04	1,033,108.51	2,241,122.55	368,956.48	289,263.25	549,794.31	194,794.79	1,402,808.63				838,313.72	
PS		2,098,000.00	143,122.55	2,241,122.55	2,098,000.00	143,122.55		2,241,122.55	377,106.12	481,693.88	349,214.04	1,033,108.51	2,241,122.55	368,956.48	289,263.25	549,794.31	194,794.79	1,402,808.63				838,313.72	
PRESIDENTIAL LEGAL AND LEGISLATIVE SERVICES PROGRAM	310300000000000	2,669,000.00	202,746.26	2,871,746.26	2,669,000.00	202,746.26		2,871,746.26	776,736.72	777,039.43	794,387.51	523,582.60	2,871,746.26	658,945.89	589,654.12	1,099,563.65	523,582.60	2,871,746.26					
Provide legal advice, renew contracts and resolve cases on appeal	310300100001000	2,669,000.00	202,746.26	2,871,746.26	2,669,000.00	202,746.26		2,871,746.26	776,736.72	777,039.43	794,387.51	523,582.60	2,871,746.26	658,945.89	589,654.12	1,099,563.65	523,582.60	2,871,746.26					
PS		2,669,000.00	202,746.26	2,871,746.26	2,669,000.00	202,746.26		2,871,746.26	776,736.72	777,039.43	794,387.51	523,582.60	2,871,746.26	658,945.89	589,654.12	1,099,563.65	523,582.60	2,871,746.26					
PRESIDENTIAL EXECUTIVE STAFF SERVICES PROGRAM	310400000000000	10,361,000.00	253,996.55	10,614,996.55	10,361,000.00	253,996.55		10,614,996.55	2,758,193.64	2,903,897.44	2,991,237.24	1,961,668.23	10,614,996.55	2,195,160.84	2,327,648.12	4,130,519.26	1,961,668.23	10,614,996.55					
Local/foreign missions and state visits	310400100001000	1,188,000.00	(166,623.37)	1,021,376.63	1,188,000.00	(166,623.37)		1,021,376.63	284,031.00	294,888.60	262,083.83	180,373.20	1,021,376.63	193,568.15	168,956.78	478,478.50	180,373.20	1,021,376.63					
PS		1,188,000.00	(166,623.37)	1,021,376.63	1,188,000.00	(166,623.37)		1,021,376.63	284,031.00	294,888.60	262,083.83	180,373.20	1,021,376.63	193,568.15	168,956.78	478,478.50	180,373.20	1,021,376.63					
Presidential security and close-in functions	310400100002000	3,377,000.00	691,928.89	4,068,928.89	3,377,000.00	691,928.89		4,068,928.89	984,200.29	1,129,127.72	1,164,741.69	790,859.20	4,068,928.89	812,025.56	868,456.23	1,597,587.90	790,859.20	4,068,928.89					
PS		3,377,000.00	691,928.89	4,068,928.89	3,377,000.00	691,928.89		4,068,928.89	984,200.29	1,129,127.72	1,164,741.69	790,859.20	4,068,928.89	812,025.56	868,456.23	1,597,587.90	790,859.20	4,068,928.89					
Management of special events and internal house affair	310400100003000	5,796,000.00	(271,308.97)	5,524,691.03	5,796,000.00	(271,308.97)		5,524,691.03	1,489,962.36	1,479,881.12	1,564,411.72	990,435.83	5,524,691.03	1,189,567.23	1,280,235.11	2,054,452.86	990,435.83	5,524,691.03					
PS		5,796,000.00	(271,308.97)	5,524,691.03	5,796,000.00	(271,308.97)		5,524,691.03	1,489,962.36	1,479,881.12	1,564,411.72	990,435.83	5,524,691.03	1,189,567.23	1,280,235.11	2,054,452.86	990,435.83	5,524,691.03					
Pension under R.A. No. 2087, as amended by P.D. 1625 and R.A. No. 5059 as amended by Section 1 of EO No. 145, s. 1987	01104103	480,000.00		480,000.00	480,000.00			480,000.00	120,000.00	120,000.00	120,000.00	120,000.00	480,000.00	120,000.00	120,000.00	120,000.00	120,000.00	480,000.00					
General Administration and Support	100000000000000	480,000.00		480,000.00	480,000.00			480,000.00	120,000.00	120,000.00	120,000.00	120,000.00	480,000.00	120,000.00	120,000.00	120,000.00	120,000.00	480,000.00					
General Management and Supervision	100000100001000	480,000.00		480,000.00	480,000.00			480,000.00	120,000.00	120,000.00	120,000.00	120,000.00	480,000.00	120,000.00	120,000.00	120,000.00	120,000.00	480,000.00					
PS		480,000.00		480,000.00	480,000.00			480,000.00	120,000.00	120,000.00	120,000.00	120,000.00	480,000.00	120,000.00	120,000.00	120,000.00	120,000.00	480,000.00					
Sub-Total, Automatic Appropriations		41,236,000.00		41,236,000.00	41,236,000.00			41,236,000.00	10,196,557.08	10,449,233.26	10,971,350.88	8,618,858.78	41,236,000.00	7,162,279.42	7,050,835.47	17,404,028.33	6,958,987.62	38,576,128.84				2,659,871.16	
PS		41,236,000.00		41,236,000.00	41,236,000.00			41,236,000.00	10,196,557.08	10,449,233.26	10,971,350.88	8,618,858.78	41,236,000.00	7,162,279.42	7,050,835.47	17,404,028.33	6,958,987.62	38,576,128.84				2,659,871.16	
III. Special Purpose Fund																							
Miscellaneous Personnel Benefits Fund	01101406		25,537,775.00	25,537,775.00	25,537,775.00			25,537,775.00				22,442,208.49	3,095,566.51	25,537,775.00		22,442,208.49	1,155,640.34	23,597,848.83				1,939,926.17	
Purpose	400000000000000		25,537,775.00	25,537,775.00	25,537,775.00			25,537,775.00				22,442,208.49	3,095,566.51	25,537,775.00		22,442,208.49	1,155,640.34	23,597,848.83				1,939,926.17	
Miscellaneous Personnel Benefits Fund	400700000000000		25,537,775.00	25,537,775.00	25,537,775.00			25,537,775.00				22,442,208.49	3,095,566.51	25,537,775.00		22,442,208.49	1,155,640.34	23,597,848.83				1,939,926.17	
Performance-Based Bonus	4007000000001000		25,537,775.00	25,537,775.00	25,537,775.00			25,537,775.00				22,442,208.49	3,095,566.51	25,537,775.00		22,442,208.49	1,155,640.34	23,597,848.83				1,939,926.17	
PS			25,537,775.00	25,537,775.00	25,537,775.00			25,537,775.00				22,442,208.49	3,095,566.51	25,537,775.00		22,442,208.49	1,155,640.34	23,597,848.83				1,939,926.17	
Pension and Gratuity Fund	01101407		20,678,473.00	20,678,473.00	20,678,473.00			20,678,473.00	1,299,191.89	6,658,302.16	4,309,955.64	8,411,009.23	20,678,458.92	1,083,579.98	6,873,914.07	4,309,955.64	8,411,009.23	20,678,458.92				14.08	
Purpose	400000000000000		20,678,473.00	20,678,473.00	20,678,473.00			20,678,473.00	1,299,191.89	6,658,302.16	4,309,955.64	8,411,009.23	20,678,458.92	1,083,579.98	6,873,914.07	4,309,955.64	8,411,009.23	20,678,458.92				14.08	
Pension and Gratuity Fund	400800000000000		20,678,473.00	20,678,473.00	20,678,473.00			20,678,473.00	1,299,191.89	6,658,302.16	4,309,955.64	8,411,009.23	20,678,458.92	1,083,579.98	6,873,914.07	4,309,955.64	8,411,009.23	20,678,458.92				14.08	
For payment of retirement and terminal leave benefits	4008000000002000		13,938,427.00	13,938,427.00	13,938,427.00			13,938,427.00	1,139,521.06	2,705,810.66	1,784,147.32	8,308,940.70	13,938,419.74	923,909.15	2,921,422.57	1,784,147.32	8,308,940.70	13,938,419.74				7.26	
PS			13,938,427.00	13,938,427.00	13,938,427.00			13,938,427.00	1,139,521.06	2,705,810.66	1,784,147.32	8,308,940.70	13,938,419.74	923,909.15	2,921,422.57	1,784,147.32	8,308,940.70	13,938,419.74				7.26	
For payment of monetization of leave credits	4008000000004000		6,740,046.00	6,740,046.00	6,740,046.00			6,740,046.00	159,670.83	3,952,491.50	2,525,808.32	102,068.53	6,740,039.18	159,670.83	3,952,491.50	2,525,808.32	102,068.53	6,740,039.18				6.82	
PS			6,740,046.00	6,740,046.00	6,740,046.00			6,740,046.00	159,670.83	3,952,491.50	2,525,808.32	102,068.53											

Particulars	UACS CODE	Appropriation			Allotment			Current Year Obligations					Current Year Disbursements					Balances					
		Authorized Appropriation	Adjustments (To)/From, Reassignment	Adjusted Appropriations	Allotments Received	Adjustments (Withdrawal, Reassignment)	Transfer To	Transfer From	Adjusted Total Allotments	1st Quarter Ending March 31	2nd Quarter Ending June 30	3rd Quarter Ending Sept. 30	4th Quarter Ending Dec. 31	Total	1st Quarter Ending March 31	2nd Quarter Ending June 30	3rd Quarter Ending Sept. 30	4th Quarter Ending Dec. 31	Total	Unreleased Appropriations	Unobligated Allotment	Unpaid Obligations (15-20) = (23+24)	
		3	4	5(3+4)	6	7	8	9	10(9+(7)+4)	11	12	13	14	15(11+12+13+14)	16	17	18	19	20(16+17+18+19)	21(5-13)	22(16-15)	23	24
GRAND TOTAL		6,072,246,000.00	46,218,248.00	6,118,462,248.00	6,118,462,248.00			6,118,462,248.00	1,008,460,830.80	1,184,942,268.92	1,127,514,833.35	1,925,196,399.90	5,244,114,346.37	933,780,719.83	1,168,585,486.97	1,154,861,098.48	1,535,303,201.45	4,792,536,105.77	21(16-15)	22(16-15)	23	24	
PS		1,036,395,000.00	78,158,249.00	1,113,551,248.00	1,031,511,248.00			1,113,551,248.00	191,207,831.87	258,740,821.15	257,247,353.45	372,913,257.36	1,030,103,264.13	172,010,139.22	254,412,010.12	278,433,302.31	300,912,470.81	1,005,768,522.26	21(16-15)	22(16-15)	23	24	
MOOE		4,686,881,000.00	(31,940,000.00)	4,634,721,000.00	4,666,881,000.00			(31,940,000.00)	813,127,083.23	920,179,860.03	850,063,893.40	1,410,408,858.78	3,993,777,797.44	761,843,141.41	912,163,059.21	871,784,676.09	1,218,325,612.84	3,763,838,489.35	21(16-15)	22(16-15)	23	24	
CO		370,190,000.00		370,190,000.00	370,190,000.00				370,190,000.00	2,125,915.50	8,021,505.04	20,203,584.50	141,876,279.76	170,227,284.80	227,439.20	1,980,417.64	4,842,520.88	16,070,718.24	21(16-15)	22(16-15)	23	24	


Certified Correct:


 Gaddi, Damiana
 Budget Officer
 Date: 30/Jan/2019

Certified Correct:


 ROMEO A. MILAN
 Chief Accountant
 Accounting Division

Recommended By:


 Buhdoc, Gloria
 Director, FMS
 Date: 30/Jan/2019

Approved By:

ORIGINAL SIGNED
 Justol, Rizalina
 Agency Head/Department
 Date: 30/Jan/2019

This report was generated using the Unified Reporting System on 30/01/2019 07:15