

## MONTHLY REPORT OF DISBURSEMENTS For the month of December, 2018

Department: Office of the President (OP)						Agency: The President's Offices						Operating Unit: N/A															
Organization Code (UACS): 020010000000						Fund Cluster: 01 - Regular Agency Fund						Report Status: SUBMITTED															
PARTICULARS	CURRENT YEAR BUDGET					PRIOR YEAR'S BUDGET										SUB-TOTAL	TRUST LIABILITIES				GRAND TOTAL						
	PS	MOOE	Fin. Exp	CO	TOTAL	PRIOR YEAR'S ACCOUNTS PAYABLE					CURRENT YEAR'S ACCOUNTS PAYABLE						PS	MOOE	CO	TOTAL	PS	MOOE	Fin. Exp	CO	TOTAL		
						PS	MOOE	Fin. Exp	CO	Sub-Total	PS	MOOE	Fin. Exp	CO	Sub-Total											TOTAL	
1	2	3	4	5	6=(2+3+4+5)	7	8	9	10	11=(7+8+9+10)	12	13	14	15	16=(12+13+14+15)	17=(11+16)	18=(6+17)	19	20	21	22=(19+20+21)	23	24	25	26	27=(23+24+25)	
Notice of Cash Allocation (NCA)	89,342,275.94	561,308,999.10		6,801,415.69	657,452,690.73	1,337,749.88	7,405,180.91		4,495,304.68	13,238,235.47					13,238,235.47	17=(11+16)	18=(6+17)				22=(19+20+21)	90,680,025.82	568,714,180.01		11,296,720.37	670,680.92	
MDS Checks Issued	89,342,275.94	561,308,999.10		6,801,415.69	657,452,690.73	1,337,749.88	7,405,180.91		4,495,304.68	13,238,235.47					13,238,235.47	17=(11+16)	18=(6+17)				22=(19+20+21)	90,680,025.82	568,714,180.01		11,296,720.37	670,680.92	
Advice to Debit Account																											
Notice of Transfer of Allocation (NTA)																											
MDS Checks Issued																											
Advice to Debit Account																											
Working Fund (NCA issued to BTr)																											
Tax Remittance Advices Issued (TRA)	6,767,689.16	3,271,361.68			10,039,050.84																						
Cash Disbursement Ceiling (CDC)																	10,039,050.84					6,767,689.16	3,271,361.68			10,039,050.84	
Non-Cash Availment Authority (NCAA)																											
Others (CDT, BTr Docs Stamp, etc.)																											

### Summary

PARTICULARS	PREVIOUS REPORT	CURRENT MONTH	AS OF DATE
(1)	(2)	(3)	(4)
Total Disbursement Authorities Received			
NCA	8,245,281,806.00	5,482,211.00	8,250,764,017.00
Working Fund			
TRA	213,109,649.56	10,039,050.84	223,148,700.40
CDC			
NCAA			
Others (CDT, BTr Docs Stamp, etc.)	33,205,983.08		33,205,983.08
Less: Notice of Transfer Allocations (NTA)* Issued	168,156,695.00	13,004,258.00	181,160,953.00
Total Disbursements Authorities Available	8,323,440,743.64	2,517,003.84	8,325,957,747.48
Less			
Lapsed NCA	983,385,939.86		983,385,939.86
Disbursements	6,661,804,878.15	680,729,977.04	7,342,534,855.19
Balance of Disbursements Authorities as of to date	678,249,925.63	(678,212,973.20)	36,952.43
Total Disbursements Program	7,340,054,803.78	2,517,003.84	7,342,571,807.62
Less: * Actual Disbursements	6,661,804,878.15	680,729,977.04	7,342,534,855.19
(Over)/Under spending-	678,249,925.63	(678,212,973.20)	36,952.43

Certified Correct:

*Milan Romeo*  
Milan, Romeo

Agency Chief Accountant

Date: 03/Jan/2019

Approved By:

*Bundoc Gloria*  
Bundoc, Gloria

Head of Agency or Authorized Representative

Date: 03/Jan/2019

FORM 3000-2 (Rev. 10/15)

03 JAN 04 2019

## MONTHLY REPORT OF DISBURSEMENTS For the month of November, 2018

Department: Office of the President (OP)						Agency: The President's Offices						Operating Unit: N/A															
Organization Code (UACS): 020010000000						Fund Cluster: 01 - Regular Agency Fund						Report Status: SUBMITTED															
PARTICULARS	CURRENT YEAR BUDGET					PRIOR YEAR'S BUDGET										SUB-TOTAL	TRUST LIABILITIES				GRAND TOTAL						
	PS	MOOE	Fin. Exp	CO	TOTAL	PRIOR YEAR'S ACCOUNTS PAYABLE					CURRENT YEAR'S ACCOUNTS PAYABLE						PS	MOOE	CO	TOTAL	PS	MOOE	Fin. Exp	CO	TOTAL		
						PS	MOOE	Fin. Exp	CO	Sub-Total	PS	MOOE	Fin. Exp	CO	Sub-Total											TOTAL	
1	2	3	4	5	6=(2+3+4+5)	7	8	9	10	11=(7+8+9+10)	12	13	14	15	16=(12+13+14+15)	17=(11+16)	18=(6+17)	19	20	21	22=(19+20+21)	23	24	25	26	27=(23+24+25+26)	
Notice of Cash Allocation (NCA)	135,656,864.29	360,752,296.99		17,101,499.29	513,510,660.57	137,499.60			3,311,919.90	3,449,419.50					3,449,419.50	516,960,080.07						135,656,864.29	360,889,796.59		20,413,419.19	516,960,080.07	
MDS Checks Issued	135,656,864.29	360,752,296.99		17,101,499.29	513,510,660.57	137,499.60			3,311,919.90	3,449,419.50					3,449,419.50	516,960,080.07						135,656,864.29	360,889,796.59		20,413,419.19	516,960,080.07	
Advice to Debit Account																											
Notice of Transfer of Allocation (NTA)																											
MDS Checks Issued																											
Advice to Debit Account																											
Working Fund (NCA issued to BTr)																											
Tax Remittance Advices Issued (TRA)	8,081,491.07	7,183,290.37			15,264,781.44											15,264,781.44						8,081,491.07	7,183,290.37			15,264,781.44	
Cash Disbursement Ceiling (CDC)																											
Non-Cash Availment Authority (NCAA)																											
Others (CDT, BTr Docs Stamp, etc.)																											

### Summary

PARTICULARS	PREVIOUS REPORT	CURRENT MONTH	AS OF DATE
(1)	(2)	(3)	(4)
Total Disbursement Authorities Received			
NCA	8,243,647,041.00	1,634,765.00	8,245,281,806.00
Working Fund			
TRA	197,844,868.12	15,264,781.44	213,109,649.56
CDC			
NCAA			
Others (CDT, BTr Docs Stamp, etc.)	24,299,373.77	8,906,609.31	33,205,983.08
Less: Notice of Transfer Allocations (NTA)* issued	154,931,087.00	13,225,608.00	168,156,695.00
Total Disbursements Authorities Available	8,310,860,195.89	12,580,547.75	8,323,440,743.64
Less			
Lapsed NCA	983,385,939.86		983,385,939.86
Disbursements	6,129,580,016.64	532,224,861.51	6,661,804,878.15
Balance of Disbursements Authorities as of to date	1,197,894,239.39	(519,644,313.76)	678,249,925.63
Total Disbursements Program	7,327,474,256.03	12,580,547.75	7,340,054,803.78
Less: * Actual Disbursements	6,129,580,016.64	532,224,861.51	6,661,804,878.15
(Over)/Under spending-	1,197,894,239.39	(519,644,313.76)	678,249,925.63

Certified Correct:

*Milan Romeo*

Milan, Romeo

Agency Chief Accountant

Date: 03/Dec/2018

Approved By:

*Gloria Bundoc*

Bundoc, Gloria  
Head of Agency or Authorized Representative

Date: 03/Dec/2018

03/12/2018

DEM - SMB - C Facsimile by:

This report was generated using the Unified Reporting System on 03/12/2018


## MONTHLY REPORT OF DISBURSEMENTS For the month of October, 2018

Department: Office of the President (OP)											Agency: The President's Offices					Operating Unit: N/A											
Organization Code (UACS): 020010000000											Fund Cluster: 01 - Regular Agency Fund					Report Status: SUBMITTED											
PARTICULARS	CURRENT YEAR BUDGET					PRIOR YEAR'S BUDGET										TRUST LIABILITIES				GRAND TOTAL							
	PS	MOOE	Fin. Exp	CO	TOTAL	PRIOR YEAR'S ACCOUNTS PAYABLE					CURRENT YEAR'S ACCOUNTS PAYABLE					SUB-TOTAL	PS	MOOE	CO	TOTAL	PS	MOOE	Fin. Exp	CO	TOTAL		
1	2	3	4	5	6=(2+3+4+5)	7	8	9	10	11=(7+8+9+10)	12	13	14	15	16=(12+13+14+15)		17=(11+16)	18=(6+17)	19	20	21	22=(19+20+21)	23	24	25	26	27=(23+24+25+26)
Notice of Cash Allocation (NCA)	47,544,344.08	277,707,810.47		1,662,562.10	326,914,516.65	36,051.48	2,886,809.17		79,856,211.95	82,779,072.58					82,779,072.58	409,693,589.23						47,580,395.54	280,594,419.64		81,518,774.05	409,693,589	
MDS Checks Issued	47,544,344.08	277,707,810.47		1,662,562.10	326,914,516.65	36,051.48	2,886,809.17		79,856,211.95	82,779,072.58					82,779,072.58	409,693,589.23						47,580,395.54	280,594,419.64		81,518,774.05	409,693,589	
Advice to Debit Account																											
Notice of Transfer of Allocation (NTA)																											
MDS Checks Issued																											
Advice to Debit Account																											
Working Fund (NCA issued to)																											
Tax Remittance Advices Issued (TRA)		2,564,447.60			2,564,447.60												2,564,447.60						2,564,447.60			2,564,447	
Cash Disbursement Ceiling (CDC)																											
Non-Cash Availment Authority (NCAA)																											
Others (CDT, BTr Docs Stamp, etc.)																											

### Summary

PARTICULARS	PREVIOUS REPORT	CURRENT MONTH	AS OF DATE
(1)	(2)	(3)	(4)
Total Disbursement Authorities Received			
NCA	6,620,810,118.00	1,622,836,923.00	8,243,647,041.00
Working Fund			
TRA	195,280,420.52	2,564,447.60	197,844,868.12
CDC			
NCAA			
Others (CDT, BTr Docs Stamp, etc.)	24,137,765.15	161,608.62	24,299,373.77
Less: Notice of Transfer Allocations (NTA)* Issued	139,520,384.00	15,410,703.00	154,931,087.00
Total Disbursements Authorities Available	6,700,707,919.67	1,610,152,276.22	8,310,860,195.69
Less:			
Less: NCA	587,344,645.22	396,041,294.64	983,385,939.86
Disbursements	5,717,321,979.81	412,258,036.83	6,129,580,016.64
Balance Disbursements Authorities as of to date	396,041,294.64	801,852,944.75	1,197,894,239.39
Total Disbursements Program	6,113,363,274.45	1,214,110,981.58	7,327,474,256.03
Less: * Actual Disbursements	5,717,321,979.81	412,258,036.83	6,129,580,016.64
(Over)/Under spending-	396,041,294.64	801,852,944.75	1,197,894,239.39


Certified Correct:

  
Milan, Romeo

Agency Chief Accountant

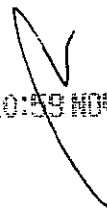
Date: 05/Nov/2018

Approved By:

  
Burdoc, Gloria  
Head of Agency or Authorized Representative

Date: 05/Nov/2018

DDM, BMB-C Received by:

  
09:10:59 NOV 6, 2018

## MONTHLY REPORT OF DISBURSEMENTS For the month of September, 2018

Department: Office of the President (OP)						Agency: The President's Offices						Operating Unit: N/A															
Organization Code (UACS): 020010000000						Fund Cluster: 01 - Regular Agency Fund						Report Status: SUBMITTED															
PARTICULARS	CURRENT YEAR BUDGET					PRIOR YEAR'S BUDGET										SUB-TOTAL	TRUST LIABILITIES				GRAND TOTAL						
	PS	MOOE	Fin. Exp	CO	TOTAL	PRIOR YEAR'S ACCOUNTS PAYABLE					CURRENT YEAR'S ACCOUNTS PAYABLE						PS	MOOE	CO	TOTAL	PS	MOOE	Fin. Exp	CO	TOTAL		
						PS	MOOE	Fin. Exp	CO	Sub-Total	PS	MOOE	Fin. Exp	CO	Sub-Total											TOTAL	
1	2	3	4	5	6=(2+3+4+5)	7	8	9	10	11=(7+8+9+10)	12	13	14	15	16=(12+13+14+15)	17=(11+16)	18=(6+17)	19	20	21	22=(19+20+21)	23	24	25	26	27=(23+24+25+26)	
Notice of Cash Allocation (NCA)	98,638,738.20	155,973,091.53		175,006.01	254,786,835.74	139,326.30	11,741,400.42		4,715,835.58	16,596,562.30						16,596,562.30	271,383,398.04					98,778,064.50	167,714,491.95		4,890,841.59	271,383,398.04	
MDS Checks Issued	98,638,738.20	155,973,091.53		175,006.01	254,786,835.74	139,326.30	11,741,400.42		4,715,835.58	16,596,562.30						16,596,562.30	271,383,398.04					98,778,064.50	167,714,491.95		4,890,841.59	271,383,398.04	
Advice to Debit Account																											
Notice of Transfer of Allocation (NTA)																											
MDS Checks Issued																											
Advice to Debit Account																											
Working Fund (NCA issued to BTr)																											
Tax Remittance Advices Issued (TRA)	12,275,418.59	2,017,772.56			14,293,191.15												14,293,191.15					12,275,418.59	2,017,772.56			14,293,191.15	
Cash Disbursement Ceiling (CDC)																											
Non-Cash Availment Authority (NCAA)																											
Others (CDT, BTr Docs Stamp, etc.)																											

### Summary

PARTICULARS	PREVIOUS REPORT	CURRENT MONTH	AS OF DATE
(1)	(2)	(3)	(4)
Total Disbursement Authorities Received			
NCA	6,594,037,080.00	26,773,038.00	6,620,810,118.00
Working Fund			
TRA	180,987,229.37	14,293,191.15	195,280,420.52
CDC			
NCAA			
Others (CDT, BTr Docs Stamp, etc.)	22,195,436.78	1,942,328.37	24,137,765.15
Less: Notice of Transfer Allocations (NTA) issued	125,577,840.00	13,942,544.00	139,520,384.00
Total Disbursements Authorities Available	6,671,641,906.15	29,066,013.52	6,700,707,919.67
Less:			
Lapsed NCA	587,344,645.22		587,344,645.22
Disbursements	5,431,645,390.62	285,676,589.19	5,717,321,979.81
Balance of Disbursements Authorities as of to date	652,651,870.31	(256,610,575.67)	396,041,294.64
Total Disbursements Program	6,084,297,260.93	29,066,013.52	6,113,363,274.45
Less: * Actual Disbursements	5,431,645,390.62	285,676,589.19	5,717,321,979.81
(Over)/Under spending-	652,651,870.31	(256,610,575.67)	396,041,294.64


Certified Correct:

  
Milan, Romeo

Agency Chief Accountant


Date: 01/Oct/2018

Approved By:

  
Bungoc, Gloria

Head of Agency or Authorized Representative

Date: 01/Oct/2018

Received by: 

AM10:20 OCT 2, 2018

## MONTHLY REPORT OF DISBURSEMENTS For the month of August, 2018

Department: Office of the President (OP)						Agency: The President's Offices						Operating Unit: N/A															
Organization Code (UACS): 020010000000						Fund Cluster: 01 - Regular Agency Fund						Report Status: SUBMITTED															
PARTICULARS	CURRENT YEAR BUDGET					PRIOR YEAR'S BUDGET										TRUST LIABILITIES			GRAND TOTAL								
	PS	MOOE	Fin. Exp	CO	TOTAL	PRIOR YEAR'S ACCOUNTS PAYABLE					CURRENT YEAR'S ACCOUNTS PAYABLE					SUB-TOTAL	PS	MOOE	CO	TOTAL	PS	MOOE	Fin. Exp	CO	TOTAL		
						PS	MOOE	Fin. Exp	CO	Sub-Total	PS	MOOE	Fin. Exp	CO	Sub-Total											TOTAL	
1	2	3	4	5	6=(2+3+4+5)	7	8	9	10	11=(7+8+9+10)	12	13	14	15	16=(12+13+14+15)	17=(11+16)	18=(6+17)	19	20	21	22=(19+20+21)	23	24	25	26	27=(23+24+25+26)	
Notice of Cash Allocation (NCA)	84,360,985.69	405,107,650.89		3,309,529.15	492,778,165.73	127,694.77	4,704,110.10		8,267,091.90	13,098,896.77						13,098,896.77	505,877,062.50						84,488,680.48	409,811,760.99		11,576,621.05	505,877,062.52
MDS Checks Issued	84,360,985.69	405,107,650.89		3,309,529.15	492,778,165.73	127,694.77	4,704,110.10		8,267,091.90	13,098,896.77						13,098,896.77	505,877,062.50						84,488,680.48	409,811,760.99		11,576,621.05	505,877,062.52
Advice to Debit Account																											
Notice of Transfer of Allocation (NTA)																											
MDS Checks Issued																											
Advice to Debit Account																											
Working Fund (NCA issued to BT)																											
Tax Remittance Advices Issued (TRA)	10,027,825.82	1,932,061.91			11,959,887.73																						
Cash Disbursement Ceiling (CDC)																											
Non-Cash Availment Authority (NCAA)																											
Others (CDT, BT, Docs Stamp, etc.)																											

### Summary

PARTICULARS	PREVIOUS REPORT	CURRENT MONTH	AS OF DATE
(1)	(2)	(3)	(4)
Total Disbursement Authorities Received			
NCA	6,586,393,625.00	7,643,455.00	6,594,037,080.00
Working Fund			
TRA	169,027,341.64	11,959,887.73	180,987,229.37
CDC			
NCAA			
Others (CDT, BTr Docs Stamp, etc.)	21,884,768.61	310,668.17	22,195,436.78
Less: Notice of Transfer Allocations (NTA)* issued	110,311,221.00	15,266,619.00	125,577,840.00
Total Disbursements Authorities Available	6,666,994,514.25	4,647,391.90	6,671,641,906.15
Less			
Lapsed NCA	587,344,645.22		587,344,645.22
Disbursements	4,913,808,440.39	517,836,950.23	5,431,645,390.62
Balance of Disbursements Authorities as of to date	1,165,841,428.64	(513,189,558.33)	652,651,870.31
Total Disbursements Program	6,079,649,869.03	4,647,391.90	6,084,297,260.93
Less: * Actual Disbursements	4,913,808,440.39	517,836,950.23	5,431,645,390.62
(Over)/Under spending-	1,165,841,428.64	(513,189,558.33)	652,651,870.31

Certified Correct:

*Ronald A. Milan*  
Milan, Romeo

Agency Chief Accountant

Date: 13/Sep/2018

Approved By:

*Gloria Bundoc*  
Bundoc, Gloria

Head of Agency or Authorized Representative

Date: 13/Sep/2018

DEM, BMB-C Received by:

DEM, BMB-C Received by:

SEP 17 2018 10:11 AM

## MONTHLY REPORT OF DISBURSEMENTS For the month of July, 2018

Department: Office of the President (OP)						Agency: The President's Offices						Operating Unit: N/A																	
Organization Code (UACS): 020010000000						Fund Cluster: 01 - Regular Agency Fund						Report Status: SUBMITTED																	
PARTICULARS	CURRENT YEAR BUDGET					PRIOR YEAR'S BUDGET										SUB-TOTAL	TRUST LIABILITIES				GRAND TOTAL								
	PS	MODE	Fin. Exp	CO	TOTAL	PRIOR YEAR'S ACCOUNTS PAYABLE					CURRENT YEAR'S ACCOUNTS PAYABLE						PS	MOOE	CO	TOTAL	PS	MOOE	CO	TOTAL	PS	MOOE	Fin. Exp	CO	TOTAL
						PS	MOOE	Fin. Exp	CO	Sub-Total	PS	MOOE	Fin. Exp	CO	Sub-Total														
1	2	3	4	5	6=(2+3+4+5)	7	8	9	10	11=(7+8+9+10)	12	13	14	15	16=(11+15)	17=(12+13+14+16)	18=(6+17)	19	20	21	22=(19+20+21)	23	24	25	26	27=(23+24+25)			
Notice of Cash Allocation (NCA)	67,523,198.63	279,531,283.48		391,961.52	347,445,443.63	228,978.59	594,320.21		931,370.55	1,854,669.35					1,854,669.35	349,301,112.98					67,752,177.22	280,225,603.69			1,323,332.07	349,301.11			
MDS Checks Issued	67,523,198.63	279,531,283.48		391,961.52	347,445,443.63	228,978.59	594,320.21		931,370.55	1,854,669.35					1,854,669.35	349,301,112.98					67,752,177.22	280,225,603.69			1,323,332.07	349,301.11			
Advice to Debit Account																													
Notice of Transfer of Allocation (NTA)																													
MDS Checks Issued																													
Advice to Debit Account																													
Working Fund (NCA issued to BTr)																													
Tax Remittance Advices Issued (TRA)	7,652,603.57	2,176,311.72			9,828,915.29												9,828,915.29					7,652,603.57	2,176,311.72			9,828.91			
Cash Disbursement Ceiling (CDC)																													
Non-Cash Availment Authority (NCAA)																													
Others (CDT, BTr Docs Stamp, etc.)																													

### Summary

PARTICULARS	PREVIOUS REPORT	CURRENT MONTH	AS OF DATE
(1)	(2)	(3)	(4)
Total Disbursement Authorities Received			
NCA	5,058,335,772.00	1,528,057,853.00	6,586,393,625.00
Working Fund			
TRA	159,198,428.35	9,828,915.29	169,027,341.64
CDC			
NCAA			
Others (CDT, BTr Docs Stamp, etc.)	21,478,540.99	406,227.62	21,884,768.61
Less: Notice of Transfer Allocations (NTA)* issued	96,989,682.00	13,321,539.00	110,311,221.00
Total Disbursements Authorities Available	5,142,023,057.34	1,524,971,456.91	6,666,994,514.25
Less			
Lapsed NCA	251,148,040.79	336,196,804.43	587,344,845.22
Disbursements	4,554,678,412.12	359,130,028.27	4,913,808,440.39
Balance of Disbursements Authorities as of to date	338,196,804.43	829,644,824.21	1,165,841,428.64
Total Disbursements Program	4,890,875,016.55	1,188,774,852.48	5,079,649,869.03
Less: * Actual Disbursements	4,554,678,412.12	359,130,028.27	4,913,808,440.39
(Over)/Under spending-	336,196,804.43	829,644,824.21	1,165,841,428.64

Certified Correct:

*Ronald A. Williams*  
Milan, Romeo

Agency Chief Accountant

Date: 16/Aug/2018

Approved By:

*Gloria Bundoc*  
Bundoc, Gloria  
Head of Agency or Authorized Representative

Date: 16/Aug/2018

PM: 4:45 PM 16-2018

DEM, ENB-C Received by:

This report was generated using the Unified Reporting System on 16/08/

## MONTHLY REPORT OF DISBURSEMENTS For the month of June, 2018

Department: Office of the President (OP)					Agency: The President's Offices					Operating Unit: N/A																			
Organization Code (UACS): 020010000000					Fund Cluster: 01 - Regular Agency Fund					Report Status: SUBMITTED																			
PARTICULARS	CURRENT YEAR BUDGET					PRIOR YEAR'S BUDGET										SUB-TOTAL	TRUST LIABILITIES				GRAND TOTAL								
	PS	MOOE	Fin. Exp	CO	TOTAL	PRIOR YEAR'S ACCOUNTS PAYABLE					CURRENT YEAR'S ACCOUNTS PAYABLE						PS	MOOE	CO	TOTAL	PS	MOOE	Fin. Exp	CO	TOTAL				
	2	3	4	5	6=(2+3+4+5)	7	8	9	10	11=(7+8+9+10)	12	13	14	15	16=(12+13+14+15)		17=(11+16)	18=(6+17)	19	20	21	22=(19+20+21)	23	24	25	26	27=(23+24+25+26)		
Notice of Cash Allocation (NCA)	74,104,076.21	245,595,083.80		572,810.02	320,271,970.03	2,024,867.39	2,923,181.87			4,948,049.26					4,948,049.26	325,220,019.29										76,128,943.60	248,518,265.67	572,810.02	325,220,019.29
MDS Checks Issued	74,104,076.21	245,595,083.80		572,810.02	320,271,970.03	2,024,867.39	2,923,181.87			4,948,049.26					4,948,049.26	325,220,019.29										76,128,943.60	248,518,265.67	572,810.02	325,220,019.29
Advice to Debit Account																													
Notice of Transfer of Allocation (NTA)																													
MDS Checks Issued																													
Advice to Debit Account																													
Working Fund (NCA issued to BTr)																													
Tax Remittance Advices Issued (TRA)	7,820,356.59	1,057,412.21			8,877,768.80											8,877,768.80										7,820,356.59	1,057,412.21		8,877,768.80
Cash Disbursement Ceiling (CDC)																													
Non-Cash Availment Authority (NCAA)																													
Others (CDT, BTr Docs Stamp, etc.)																													

### Summary

PARTICULARS	PREVIOUS REPORT	CURRENT MONTH	AS OF DATE
(1)	(2)	(3)	(4)
Total Disbursement Authorities Received			
NCA	5,054,841,035.00	3,484,737.00	5,058,335,772.00
Working Fund			
TRA	150,320,657.55	8,877,768.80	159,198,426.35
CDC			
NCAA			
Others (CDT, BTr Docs Stamp, etc.)	20,263,257.65	1,215,283.34	21,478,540.99
Less: Notice of Transfer Allocations (NTA)* issued	81,833,048.00	15,156,634.00	66,689,682.00
Total Disbursements Authorities Available	5,143,591,902.20	(1,568,844.86)	5,142,023,057.34
Less			
Lapsed NCA	251,148,040.79		251,148,040.79
Disbursements	4,220,580,624.03	334,097,788.09	4,554,678,412.12
Balance of Disbursements Authorities as of to date	671,863,237.38	(335,666,632.95)	336,196,604.43
Total Disbursements Program	4,892,443,861.41	(1,568,844.86)	4,890,875,016.55
Less: * Actual Disbursements	4,220,580,624.03	334,097,788.09	4,554,678,412.12
(Over)/Under spending-	671,863,237.38	(335,666,632.95)	336,196,604.43


Certified Correct:

  
Milan, Romeo

Agency Chief Accountant

Date: 13/Jul/2018


Approved By:

  
Burdoc, Gloria

Head of Agency or Authorized Representative

Date: 13/Jul/2018

DBM: BMB-C Received by:

  
AM10:32 JUL 24, 2018

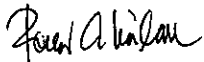
## MONTHLY REPORT OF DISBURSEMENTS For the month of May, 2018

Department: Office of the President (OP)						Agency: The President's Offices						Operating Unit: N/A															
Organization Code (UACS): 020010000000						Fund Cluster: 01 - Regular Agency Fund						Report Status: SUBMITTED															
PARTICULARS	CURRENT YEAR BUDGET					PRIOR YEAR'S BUDGET										SUB-TOTAL	TRUST LIABILITIES				GRAND TOTAL						
	PS	MOOE	Fin. Exp	CO	TOTAL	PRIOR YEAR'S ACCOUNTS PAYABLE					CURRENT YEAR'S ACCOUNTS PAYABLE						PS	MOOE	CO	TOTAL	PS	MOOE	Fin. Exp	CO	TOTAL		
						PS	MOOE	Fin. Exp	CO	Sub-Total	PS	MOOE	Fin. Exp	CO	Sub-Total											TOTAL	
1	2	3	4	5	6=(2+3+4+5)	7	8	9	10	11=(7+8+9+10)	12	13	14	15	16=(12+13+14+15)	17=(11+16)	18=(6+17)	19	20	21	22=(19+20+21)	23	24	25	26	27=(23+24+25)	
Notice of Cash Allocation (NCA)	104,975,751.51	291,482,581.35		1,452,851.81	397,911,184.68	5,537,348.51	7,820,739.40								13,358,087.91	411,269,272.59							110,513,100.02	299,303,320.76		1,452,851.81	411,269.2
MDS Checks Issued	104,975,751.51	291,482,581.35		1,452,851.81	397,911,184.68	5,537,348.51	7,820,739.40								13,358,087.91	411,269,272.59							110,513,100.02	299,303,320.76		1,452,851.81	411,269.2
Advice to Debit Account																											
Notice of Transfer of Allocation (NTA)																											
MDS Checks Issued																											
Advice to Debit Account																											
Working Fund (NCA issued to BTr)																											
Tax Remittance Advices Issued (TRA)	2,025,031.09	2,082,401.66			4,107,432.75												4,107,432.75						2,025,031.09	2,082,401.66			4,107.4
Cash Disbursement Ceiling (CDC)																											
Non-Cash Availment Authority (NCAA)																											
Others (CDT, BTr Docs Stamp, etc.)																											

### Summary

PARTICULARS	PREVIOUS REPORT	CURRENT MONTH	AS OF DATE
(1)	(2)	(3)	(4)
Total Disbursement Authorities Received			
NCA	5,046,341,854.00	8,499,181.00	5,054,841,035.00
Working Fund			
TRA	146,213,224.80	4,107,432.75	150,320,657.55
CDC			
NCAA			
Others (CDT, BTr Docs Stamp, etc.)	19,619,637.65	643,620.00	20,263,257.65
Less: Notice of Transfer Allocations (NTA)* issued	51,421,870.00	30,411,178.00	81,833,048.00
Total Disbursements Authorities Available	5,160,752,846.45	(17,160,944.25)	5,143,591,902.20
Less			
Lapsed NCA	251,148,040.79		251,148,040.79
Disbursements	3,805,203,918.69	415,376,705.34	4,220,580,624.03
Balance of Disbursements Authorities as of to date	1,104,400,886.97	(432,537,649.59)	671,863,237.38
Total Disbursements Program	4,809,604,805.66	(17,160,944.25)	4,892,443,861.41
Less: * Actual Disbursements	3,805,203,918.69	415,376,705.34	4,220,580,624.03
(Over)/Under spending	1,104,400,886.97	(432,537,649.59)	671,863,237.38

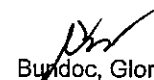
Certified Correct:

  
Milan, Romeo

Agency Chief Accountant

Date: 19/Jun/2018

Approved By:

  
Burdoc, Gloria  
Head of Agency or Authorized Representative  
Date: 19/Jun/2018

DBM, BMS-C Received by:

AM 11:33 JUN 22, 2018

This report was generated using the Unified Reporting System on 19/06/2018



**MONTHLY REPORT OF DISBURSEMENTS**  
For the month of April, 2018

Department: Office of the President (OP)										Agency: The President's Offices					Operating Unit: N/A												
Organization Code (UACS): 020010000000										Fund Cluster: 01 - Regular Agency Fund					Report Status: SUBMITTED												
PARTICULARS	CURRENT YEAR BUDGET					PRIOR YEAR'S ACCOUNTS PAYABLE					CURRENT YEAR'S ACCOUNTS PAYABLE					SUB-TOTAL	TRUST LIABILITIES				GRAND TOTAL						
	PS	MOOE	Fin. Exp	CO	TOTAL	PS	MOOE	Fin. Exp	CO	Sub-Total	PS	MOOE	Fin. Exp	CO	Sub-Total		TOTAL	PS	MOOE	CO	TOTAL	PS	MOOE	Fin. Exp	CO	TOTL	
Notice of Cash Allocation (NCA)	52,862,455.36	325,887,987.15		462,545.55	378,812,988.06	1,440,613.92	23,842,100.70		725,880.23	26,008,594.85						26,008,594.85											
MDS Checks Issued	52,862,455.36	325,887,987.15		462,545.55	378,812,988.06	1,440,613.92	23,842,100.70		725,880.23	26,008,594.85						26,008,594.85											
Advice to Debit Account																											
Notice of Transfer of Allocation (NTA)																											
MDS Checks Issued																											
Advice to Debit Account																											
Working Fund (NCA issued to STR)																											
Tax Remittance Advices Issued (TRA)	6,148,152.71	9,173,745.76			15,322,898.47																						
Cash Disbursement Ceiling (CDC)																15,322,898.47					6,148,152.71	9,173,745.76			15,322		
Non-Cash Availment Authority (NC AA)																											
Others (CDT, BTr Docs Stamp, etc.)																											

**Summary**

PARTICULARS	PREVIOUS REPORT	CURRENT MONTH	AS OF DATE
(1)	(2)	(3)	(4)
Total Disbursement Authorities Received			
NCA	3,528,521,161.00	1,519,820,683.00	5,048,341,854.00
Working Fund			
TRA	130,890,376.33	15,322,898.47	146,213,274.80
CDC			
NCAA			
Others (CDT, BTr Docs Stamp, etc.)	13,716,024.77	5,903,612.88	19,619,637.65
Less: Notice of Transfer Allocations (NTA) issued	34,920,034.00	16,501,836.00	51,421,870.00
Total Disbursements Authorities Available	3,636,207,478.10	1,524,545,368.35	5,160,752,845.45
Less			
Lapsed NCA		251,148,040.79	251,148,040.79
Disbursements	3,385,059,437.31	420,144,481.38	3,805,203,918.69
Balance of Disbursements Authorities as of to date	251,148,040.79	853,252,846.18	1,104,400,886.97
Total Disbursements Program	3,636,207,478.10	1,273,367,327.56	4,909,604,805.66
Less: Actual Disbursements	3,385,059,437.31	420,144,481.38	3,805,203,918.69
(Over)/Under spending-	251,148,040.79	853,252,846.18	1,104,400,886.97

Certified Correct:

*Milan Romeo*

Milan, Romeo

Agency Chief Accountant

Date: 21/May/2018

Approved By:

*Gloria Bundoc*

Bundoc, Gloria

Head of Agency or Authorized Representative

Date: 21/May/2018

This report was generated using the Unified Reporting System on 28

*Received by  
in 5/21/18*

**MONTHLY REPORT OF DISBURSEMENTS**  
For the month of March, 2018

Department: Office of the President (OP)										Agency: The President's Offices										Operating Unit: N/A											
Organization Code (UACS): 020010000000										Fund Cluster: 01 - Regular Agency Fund										Report Status: SUBMITTED											
PARTICULARS	CURRENT YEAR BUDGET					PRIOR YEAR'S ACCOUNTS PAYABLE					PRIOR YEAR'S BUDGET					CURRENT YEAR'S ACCOUNTS PAYABLE					SUB-TOTAL	TRUST LIABILITIES					GRAND TOTAL				
	PS	MOOE	Fin. Exp	CO	TOTAL	PS	MOOE	Fin. Exp	CO	Sub-Total	PS	MOOE	Fin. Exp	CO	Sub-Total	PS	MOOE	Fin. Exp	CO	Sub-Total		PS	MOOE	Fin. Exp	CO	TOTAL					
	1	2	3	4	5	6	7	8	9	10	11	12	13	14	15	16	17	18	19	20		21	22	23	24	25					
Notice of Cash Allocation (NCA)	68,441,211.58	244,744,765.68		227,439.20	313,413,416.46	727,941.88	1,216,925,717.80		11,926,826.96	1,229,580,486.64						1,229,580,486.64	1,542,993,903.10														
MDS Checks Issued	68,441,211.58	244,744,765.68		227,439.20	313,413,416.46	727,941.88	1,216,925,717.80		11,926,826.96	1,229,580,486.64						1,229,580,486.64	1,542,993,903.10														
Advice to Debit Account																															
Notice of Transfer of Allocation (NTA)																															
MDS Checks Issued																															
Advice to Debit Account																															
Working Fund (NCA issued to BTR)																															
Tax Remittance Advices Issued (TRA)	4,774,980.97	81,923,900.51			86,698,881.48																										
Cash Disbursement Ceiling (CDC)																															
Non-Cash Availment Authority (NCAA)																															
Others (CDT, BTR Does Stamp, etc.)																															

**Summary**

PARTICULARS	PREVIOUS REPORT	CURRENT MONTH	AS OF DATE
(1)	(2)	(3)	(4)
Total Disbursement Authorities Received			
NCA	1,242,494,340.00	284,026,821.00	3,526,521,161.00
Working Fund			
TRA	44,191,444.85	86,698,881.48	130,890,326.33
CDC			
NCAA			
Others (CDT, BTR Does Stamp, etc.)	12,816,062.77	899,962.00	13,716,024.77
Less: Notice of Transfer Allocations (NTA)* issued	23,118,325.00	11,801,709.00	34,920,034.00
Total Disbursements Authorities Available	3,276,383,522.62	359,823,955.48	3,636,207,478.10
Less:			
Lapsed NCA Disbursements	1,755,366,652.73	1,629,692,784.58	3,385,059,437.31
Balance of Disbursements Authorities as of date	1,521,016,869.89	(1,269,868,829.10)	251,148,040.79
Total Disbursements Program	3,276,383,522.62	359,823,955.48	3,636,207,478.10
Less: * Actual Disbursements	1,755,366,652.73	1,629,692,784.58	3,385,059,437.31
(Over)/Under spending-	1,521,016,869.89	(1,269,868,829.10)	251,148,040.79

Certified Correct:

*Romeo Milan*  
Milan, Romeo

Agency Chief Accountant

Date: 17/Apr/2018

Approved By:

*Gloria Bundoc*  
Bundoc, Gloria

Head of Agency or Authorized Representative

Date: 17/Apr/2018

This report was generated using the Unified Reporting System on 17 04 :

*[Signature]*  
4/20/18

**MONTHLY REPORT OF DISBURSEMENTS**  
For the month of February, 2018

Department: Office of the President (OP)										Agency: The President's Offices										Operating Unit: N/A									
Organization Code (UACS): 02001000000										Fund Cluster: 01 - Regular Agency Fund										Report Status: SUBMITTED									
PARTICULARS	CURRENT YEAR BUDGET					PRIOR YEAR'S ACCOUNTS PAYABLE					CURRENT YEAR'S ACCOUNTS PAYABLE					SUB-TOTAL	TRUST LIABILITIES				GRAND TOTAL								
	PS	MOOE	Flu. Exp	CO	TOTAL	PS	MOOE	Flu. Exp	CO	Sub-Total	PS	MOOE	Flu. Exp	CO	Sub-Total		TOTAL	PS	MOOE	CO	TOTAL	PS	MOOE	Flu. Exp	CO	TOTAL			
	2	3	4	5	6=2+3+4+5	7	8	9	10	11=7+8+9+10	12	13	14	15	16=(12+13+14+15)		17=(11+16)	18=(6+17)	19	20	21	22=(19+20+21)	23	24	25	26	27=(23+24+25+26)		
Notice of Cash Allocation (NCA)	67,003,974.10	238,192,531.30			305,196,505.40	6,334,693.32	1,095,370,668.75			10,654,936.51	1,112,360,298.58				1,112,360,298.58	1,417,556,803.99					73,338,667.42	1,333,563,200.05			10,654,936.51	1,417,556,803.99			
MDS Checks Issued	67,003,974.10	238,192,531.30			305,196,505.40	6,334,693.32	1,095,370,668.75			10,654,936.51	1,112,360,298.58				1,112,360,298.58	1,417,556,803.99					73,338,667.42	1,333,563,200.05			10,654,936.51	1,417,556,803.99			
Advice to Debit Account																													
Notice of Transfer of Allocation (NTA)																													
MDS Checks Issued																													
Advice to Debit Account																													
Working Fund (NCA issued to BTR)																													
Tax Remittance Advice Issued (TRA)	6,938,881.49	26,134,718.46			33,073,599.95												33,073,599.95					6,938,881.49	26,134,718.46			33,073,599.95			
Cash Disbursement Ceiling (CDC)																													
Non-Cash Availment Authority (NCAA)																													
Others (CDT, BTR Docs Stamp, etc.)																													

**Summary**

PARTICULARS	PREVIOUS REPORT	CURRENT MONTH	AS OF DATE
(1)	(2)	(3)	(4)
Total Disbursement Authorities Received			
NCA	1,235,750,388.00	2,006,743,952.00	3,242,494,340.00
Working Fund			
TRA	11,117,844.00	33,073,599.95	44,191,444.85
CDC			
NCAA			
Others (CDT, BTR Docs Stamp, etc.)	700,604.92	12,115,452.85	12,816,057.77
Less: Notice of Transfer Allocations (NTA)* issued	11,447,617.00	11,670,708.00	23,118,325.00
Total Disbursement Authorities Available	1,235,121,220.82	2,040,262,301.80	3,276,383,522.62
Less:			
Lapsed NCA			
Disbursements	304,736,248.80	1,450,630,403.93	1,755,366,652.73
Balance of Disbursements Authorities as of to date	931,384,972.02	589,631,897.87	1,521,016,869.89
Total Disbursements Program	1,236,121,220.82	2,040,262,301.80	3,276,383,522.62
Less: * Actual Disbursements	304,736,248.80	1,450,630,403.93	1,755,366,652.73
(Over)/Under spending--	931,384,972.02	589,631,897.87	1,521,016,869.89


Certified Correct:

  
Milan, Romeo

Agency Chief Accountant

Date: 13/Mar/2018


Approved By:

  
Byndoc, Gloria

Head of Agency or Authorized Representative

Date: 13/Mar/2018

This report was generated using the Unified Reporting System on 13:03

  
DDM, BMB - Received by:

PM2:59 MAR 15, 2018

**MONTHLY REPORT OF DISBURSEMENTS**  
For the month of January, 2018

Department: Office of the President (OP)					Agency: The President's Offices										Operating Unit: N/A															
Organization Code (UACS): 020010000000					Fund Cluster: 01 - Regular Agency Fund										Report Status: SUBMITTED															
PARTICULARS	CURRENT YEAR BUDGET					PRIOR YEAR'S ACCOUNTS PAYABLE										CURRENT YEAR'S ACCOUNTS PAYABLE					SUB-TOTAL	TRUST LIABILITIES				GRAND TOTAL				
	PS	MOOE	Fin. Exp	CO	TOTAL	PS	MOOE	Fin. Exp	CO	Sub-Total	PS	MOOE	Fin. Exp	CO	Sub-Total	TOTAL	PS	MOOE	CO	TOTAL		PS	MOOE	Fin. Exp	CO	TOTAL				
	1	2	3	4	5	6=(2+3+4+5)	7	8	9	10	11=(7+8+9+10)	12	13	14	15	16=(12+13+14+15)	17=(11+16)	18=(17)	19	20		21	22=(19+20+21)	23	24	25	26	27=(23+24+25+26)		
Notice of Cash Allocation (NCA)	32,519,689.87	230,597,501.88			263,117,191.75	6,052,745.76	24,320,726.93			127,739.46	30,501,212.15					30,501,212.15	293,618,403.90					38,572,435.63	254,918,228.81			127,739.46	293,618,403.90			
MDS Checks Issued	32,519,689.87	230,597,501.88			263,117,191.75	6,052,745.76	24,320,726.93			127,739.46	30,501,212.15					30,501,212.15	293,618,403.90					38,572,435.63	254,918,228.81			127,739.46	293,618,403.90			
Advice to Debit Account																														
Notice of Transfer of Allocation (NTA)																														
MDS Checks Issued																														
Advice to Debit Account																														
Working Fund (NCA issued to BTI)																														
Tax Remittance Advices Issued (TRA)	6,390,674.90	4,727,170.00			11,117,844.90												11,117,844.90					6,390,674.90	4,727,170.00				11,117,844.90			
Cash Disbursement Ceiling (CDC)																														
Non-Cash Availment Authority (NCAA)																														
Others (CDT, BTI Does Stamp, etc.)																														

**Summary**

PARTICULARS	PREVIOUS REPORT	CURRENT MONTH	AS OF DATE
(1)	(2)	(3)	(4)
Total Disbursement Authorities Received			
NCA		1,235,750,348.00	1,235,750,348.00
Working Fund			
TRA		11,117,844.90	11,117,844.90
CDC			
NCAA			
Others (CDT, BTI Does Stamp, etc.)		700,604.92	700,604.92
Less: Notice of Transfer/Allocation (NTA)* Issued		(11,447,617.00)	(11,447,617.00)
Total Disbursements Authorities Available		1,235,121,220.82	1,235,121,220.82
Less:			
Lapsed NCA			
Disbursements		304,735,248.80	304,735,248.80
Balance of Disbursements Authorities as of to date		931,384,972.02	931,384,972.02
Total Disbursements Program		1,235,121,220.82	1,235,121,220.82
Less: * Actual Disbursements		304,735,248.80	304,735,248.80
(Over)/Under spending-		931,384,972.02	931,384,972.02

Certified Correct:

*Romeo Milan*  
Milan, Romeo

Agency Chief Accountant

Date: 19/Feb/2018

Approved By:

*Gloria Bundoc*

Bundoc, Gloria

Head of Agency or Authorized Representative

Date: 19/Feb/2018

This report was generated using the Unified Reporting System on 19/02/2018

DEM, BMB-C Received by:

*[Signature]*

PM 1:53 FEB 20, 2018