

BUDGET ACCOUNTABILITY REPORT (BAR)

January 01 to September 30, 2019

Agency: Office of the President

PARTICULARS	UACS CODE	PHYSICAL TARGETS					PHYSICAL ACCOMPLISHMENTS					VARIANCE	REMARKS
		1st Quarter	2nd Quarter	3rd Quarter	4th Quarter	TOTAL	1st Quarter	2nd Quarter	3rd Quarter	4th Quarter	TOTAL		
1	2	3	4	5	6	7 (3+4+5+6)	8	9	10	11	12 (8+9+10+11)	13	14
<b>I. PRESIDENTIAL OVERSIGHT PROGRAM</b>													
<b>A. Outcome Indicator</b>													
Percentage of agencies complying with Presidential directives		100%	100%	100%	100%	100%	100%	100%	100%		100%		
<b>B. Output Indicators</b>													
1. Percentage of requests/instructions acted upon and submitted to the Executive Secretary (ES), or concerned officials within the prescribed period		100%	100%	100%	100%	100%	100% (5,814)	100% (4,264)	100% (5,972)		100% (16,050)		
1.1 Issuance of Presidential Directives, Special Powers and Authorities and Clearances													
2. Percentage of policy-related instructions acted upon, and/or policy recommendations/advice submitted within the prescribed period		100%	100%	100%	100%	100%	100% (227)	100% (70)	100% (244)		100% (541)		
2.1 Policy development and formulation on strategic Presidential interventions													
3. Percentage of reports on consultations conducted on various policy directives/good governance initiatives/internal control systems within the prescribed period		100%	100%	100%	100%	100%	100% (29,293)	100% (186,022)	100% (217,548)		100% (432,863)		
3.1 Oversight mangement on national security concerns													
3.2 Public assistance and information services													
3.3 Oversight of general government internal control systems													

*[Handwritten signature]*  
10/20


*[Handwritten signature]*  
2019-09-30 10:20:19  
2019-09-30 10:20:19  
2019-09-30 10:20:19

2019-09-30 10:20:19


3.4 Oversight of general government performance monitoring														
3.5 Locally-Funded project(s)														
<b>II. PRESIDENTIAL ADVISORY PROGRAM</b>														
<b>A. Outcome Indicator</b>														
Percentage of advice/policy recommendations adopted/considered by the President or the ES		100%	100%	100%	100%	100%	100%	100%	100%	100%		100%		
<b>B. Output Indicator</b>														
1. Percentage of advice/policy recommendations submitted to the President or the ES within the prescribed period		100%	100%	100%	100%	100%	100% (48)	100% (64)	100% (47)		100% (159)			
1.1 Presidential Advisory Assistance Services														
<b>III. PRESIDENTIAL LEGAL AND LEGISLATIVE SERVICES PROGRAM</b>														
<b>A. Outcome Indicator</b>														
1. Percentage of Stakeholders (President/ES) who rated the legal and legislative services as satisfactory or better		100%	100%	100%	100%	100%	100%	100%	100%	100%		100%		
<b>B. Output Indicators</b>														
1. No. of Decisions/Resolutions (DRs) submitted to the DESLA/ES within the prescribed period		87	87	87	87	348	128	181	145		454			
2. Percentage of orders issued within the prescribed period		100%	100%	100%	100%	100%	100% (313)	100% (251)	100% (218)		100% (782)			
3. Percentage of legal opinions prepared and released within the prescribed period		100%	100%	100%	100%	100%	100% (19)	100% (15)	100% (4)		100% (38)			
4. Percentage of legal actions prepared and released within the prescribed period		100%	100%	100%	100%	100%	100% (553)	100% (384)	100% (261)		100% (1198)			

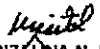
5. Percentage of bills/resolutions acted upon within the prescribed period		100%	100%	100%	100%	100%	100% (101)	100% (98)	100% (120)		100% (319)		
6. Percentage of disciplinary actions involving Presidential appointees resolved within the prescribed period		100%	100%	100%	100%	100%	100% (4)	100% (5)	100% (51)		100% (60)		
Provide legal advice, review contracts and resolve cases on appeals													
Prepares Presidential issuances, conduct investigation and render decision on complaints against Presidential appointees													
<b>IV. PRESIDENTIAL EXECUTIVE STAFF SERVICES PROGRAM</b>													
<b>A. Outcome Indicator</b>													
1. Percentage of Presidential Events successfully undertaken		100%	100%	100%	100%	100%	100%	100%	100%		100%		
<b>B. Output Indicators</b>													
1. Percentage of Presidential events managed according to schedule and quality standards		100%	100%	100%	100%	100%	100% (249)	100% (275)	100% (317)		100% (841)		
1.1. Local/foreign missions and state visits													
1.2. Presidential security and close-in functions													
1.3. Management of special events and internal house affairs													
2. Percentage of received documents managed and acted upon within the prescribed period		100%	100%	100%	100%	100%	100% (1,400)	100% (1,038)	100% (1,215)		100% (3,653)		

Prepared by :

  
**ANDREA MAÑILA A. ORDOÑEZ**  
 Director IV /HRMO  
 Head, OP PMG TWC

Approved by :

  
**GLORIA M. BUNDOC**  
 DIRECTOR IV/Finance Office  
 Member, OP PMG TWC

  
**RIZALINA N. JUSTOL**  
 Deputy Executive Secretary for Finance and  
 Administration/OP PMG Chair