

SUMMARY OF APPROPRIATIONS, ALLOTMENTS, OBLIGATIONS, DISBURSEMENTS AND BALANCES BY OBJECT OF EXPENDITURES
As of the Quarter ending June 30, 2019


Department : OFFICE OF THE PRESIDENT
Agency : The President's Offices
Operating Unit :
Organizational Code (UACS) : 02 001 0000000
Funding Source Code (as clustered) :


Current Year Appropriations
Supplemental Appropriations
Continuing Appropriations


Table with columns: Particulars, UACS CODE, Appropriations (Authorized, Adjusted), Allotments (Received, Adjusted), Current Year Obligations (1st-4th Quarter, Total), Current Year Disbursements (1st-4th Quarter, Total), and Balances (Unreleased, Unobligated, Unpaid Obligations).

Particulars	UACS CODE	Appropriations									Allotments					Current Year Obligations				Current Year Disbursements				Balances		
		Authorized Appropriation	Adjustments Transfer To/ From, Realignment	Adjusted Appropriations	Allotments Received	Adjustments (Withdrawal, Realignment)	Transfers To	Transfer From	Adjusted Total Allotments	1st Quarter ending Mar.31	2nd Quarter ending June 30	3rd Quarter ending Sept. 30	4th Quarter ending Dec. 31	Total	1st Quarter ending Mar.31	2nd Quarter ending June 30	3rd Quarter ending Sept. 30	4th Quarter ending Dec. 31	Total	Unreleased Appropriation	Unobligated Allotment	Unpaid Obligations (15-29) = (23+21)				
																						Due and Demandable	Not Yet Due and Demandable			
1	2	3	4	5=(3+4)	6	7	8	9	10=(7+8+9)	11	12	13	14	15=(11+12+13+14)	16	17	18	19	20=(16+17+18+19)	21=(5-10)	22=(10-15)	23	24			
Cable, Satellite, Telegraph and Radio Expenses	5020504000	84,228,000.00		84,228,000.00	84,228,000.00	-	-	-	84,228,000.00	385,350.00	205,527.64			590,877.73	306,538.15	236,359.84			542,898.00		83,637,122.27	47,879.73				
Awards/Rewards and Prizes		5,500,000.00		5,500,000.00	5,500,000.00				5,500,000.00												5,500,000.00					
Awards/Rewards Expenses	5020601000	5,500,000.00		5,500,000.00	5,500,000.00				5,500,000.00												5,500,000.00					
Prizes	5020602000																									
Survey, Research, Exploration and Development Expenses		247,000.00		247,000.00	247,000.00				247,000.00												247,000.00					
Survey Expenses	5020701000	247,000.00		247,000.00	247,000.00				247,000.00												247,000.00					
Confidential, Intelligence and Extrordinary Expenses		2,513,831,000.00		2,513,831,000.00	2,513,831,000.00				2,513,831,000.00	602,255,700.00	652,384,536.36			1,254,640,236.36	602,255,700.00	602,384,836.36			1,204,640,236.36		1,259,190,663.64	50,000,000.00				
Confidential Expenses	5021001000	1,250,000,000.00		1,250,000,000.00	1,250,000,000.00				1,250,000,000.00	300,000,000.00	325,000,000.00			625,000,000.00	300,000,000.00	300,000,000.00			600,000,000.00		635,000,000.00	25,000,000.00				
Intelligence Expenses	5021002000	1,250,000,000.00		1,250,000,000.00	1,250,000,000.00				1,250,000,000.00	300,000,000.00	325,000,000.00			625,000,000.00	300,000,000.00	300,000,000.00			600,000,000.00		625,000,000.00	25,000,000.00				
Extrordinary and Miscellaneous Expenses	5021003000	13,831,000.00		13,831,000.00	13,831,000.00				13,831,000.00	2,255,700.00	2,384,536.36			4,640,236.36	2,255,700.00	2,384,536.36			4,640,236.36		9,190,663.64					
Professional Services		386,265,000.00	6,041,131.15	392,306,131.15	386,265,000.00		6,041,131.15		392,306,131.15	5,985,408.15	15,210,727.29			21,176,135.49	5,725,799.83	13,637,159.17			17,362,959.06		37,129,995.46	1,811,176.63				
Legal Services	5021101000	2,305,000.00		2,305,000.00	2,305,000.00				2,305,000.00		650.00			650.00							2,304,350.00		650.00			
Consultancy Services	5021103000	249,538,000.00	(4,530,859.84)	244,999,140.16	244,538,190.16		(4,530,859.84)		244,538,190.16		250,000.00			250,000.00						244,338,190.16		250,000.00				
Other Professional Services	5021199000	134,421,000.00	10,991,940.99	145,412,940.99	134,421,000.00		10,991,940.99		145,412,940.99	5,965,408.15	14,960,077.29			20,925,485.69	5,725,799.83	13,037,159.17			19,362,959.06		124,487,433.30	1,362,526.63				
General Services		47,314,000.00	5,587,320.68	52,901,320.68	47,314,000.00		5,587,320.68		52,901,320.68	3,978,123.84	50,726,848.67			54,704,972.31	2,652,745.74	10,824,439.73			13,477,442.43		2,195,348.37	41,227,529.82				
Environment/Sanitary Services	5021201000																									
Janitorial Services	5021202000	17,869,000.00	2,900,150.42	20,769,150.42	17,869,000.00		2,900,150.42		20,769,150.42	1,325,377.50	16,874,672.52			20,300,049.92		5,525,816.40			5,525,816.40		340,000.00	11,774,234.02				
Security Services	5021203000	28,220,000.00	6,787,270.26	35,007,270.26	28,220,000.00		6,787,270.26		35,007,270.26	2,643,915.66	31,743,954.60			34,387,270.26	2,643,915.66	5,790,158.80			7,933,974.46		720,000.00	26,453,295.50				
Other General Services	5021299000	1,134,000.00		1,134,000.00					1,134,000.00	5,433.58	8,221.55			17,655.13	9,430.08	8,221.55			17,655.13		1,116,348.37	0.00				
Repairs and Maintenance		257,291,000.00	(19,621,674.64)	237,669,325.36	257,291,000.00		(19,621,674.64)		237,669,325.36	1,784,516.25	6,171,268.45			7,965,784.70	221,216.20	577,631.54			1,158,907.74		229,704,140.66	6,766,870.96				
Repairs and Maintenance-																										
Other Land Improvements	5021300099	2,000,000.00		2,000,000.00	2,000,000.00				2,000,000.00												2,000,000.00					
Repairs and Maintenance-																										
Buildings	5021304001	50,015,000.00	(10,926,897.15)	39,088,102.85	50,015,000.00		(10,926,897.15)		39,088,102.85	332,623.85	4,664,136.24			4,996,760.19	44,704.20	508,870.04			553,574.24		34,091,342.66	4,441,163.95				
Other Structures	5021304099	3,544,000.00		3,544,000.00	3,544,000.00				3,544,000.00												3,544,000.00					
Repairs and Maintenance-																										
Machinery and Equipment	5021305001																									
Machinery	5021305001	300,000.00		300,000.00	300,000.00				300,000.00												300,000.00					
Office Equipment	5021305002	1,455,000.00		1,455,000.00	1,455,000.00				1,455,000.00												1,455,000.00					
ICT Equipment	5021305003	45,432,000.00	(6,836,754.99)	38,595,245.01	45,432,000.00		(6,836,754.99)		38,595,245.01	633,000.00	179,340.00			802,340.00		129,000.00			126,000.00		35,765,865.01	683,340.00				
Communication Equipment	5021305007	45,000.00		45,000.00	45,000.00				45,000.00												45,000.00					
Disaster Response and Rescue Equip	5021305009	200,000.00		200,000.00	200,000.00				200,000.00												200,000.00					
Other Machinery and Equipment	5021305099	1,613,000.00		1,613,000.00	1,613,000.00				1,613,000.00		6,500.00			6,500.00		6,500.00			6,500.00		1,606,500.00					
Repairs and Maintenance-																										
Motor Vehicles	5021306001	28,227,000.00	593,500.00	28,820,500.00	28,227,000.00		593,500.00		28,820,500.00	752,292.30	1,362,724.71			2,115,017.01	100,912.00	328,504.00			429,416.00		26,705,462.99	1,623,601.01				
Repairs and Maintenance-																										
Aircraft and Aircraft Ground Equipment	5021306003	119,000,000.00		119,000,000.00	119,000,000.00				119,000,000.00												119,000,000.00					
Repairs and Maintenance-																										
Watercraft	5021306004	55,000.00		55,000.00	55,000.00				55,000.00												55,000.00					
Repairs and Maintenance-																										
Furniture and Fixtures	5021307000	4,855,000.00	(457,000.00)	4,398,000.00	4,855,000.00		(457,000.00)		4,398,000.00	78,000.00	64,000.00			142,000.00		15,000.00			15,000.00		4,383,000.00					
Other Property, Plant and Equipment	5021309099	550,000.00	6,117.50	556,117.50	550,000.00		6,117.50		556,117.50	600.00	22,567.50			23,167.50	600.00	7,817.50			8,417.50		532,950.00	14,750.00				
Financial Assistance Subsidy		17,213,000.00		17,213,000.00	17,213,000.00				17,213,000.00												17,213,000.00					
Financial Assistance to HGA's	5021420000	17,213,000.00		17,213,000.00	17,213,000.00				17,213,000.00												17,213,000.00					
Taxes, Insurance Premiums and Other Fees		20,026,000.00	(56,000.00)	19,970,000.00	20,026,000.00		(56,000.00)		19,970,000.00	5,525,047.09	487,457.34			10,007,504.43	1,160,764.15	8,846,740.28			10,007,504.43		9,962,957.57	(0.00)				
Taxes, Duties and Licenses	5021501000	870,000.00	192,633.54	1,062,633.54	870,000.00		192,633.54		1,062,633.54	116,441.58	77,663.96			194,105.54	116,441.58	77,663.96			194,105.54		868,500.00					
Fidelity Bond Premiums	5021502000	1,006,000.00	(55,850.00)	950,150.00	1,006,000.00		(55,850.00)		950,150.00	75,000.00	209,887.50			284,887.50	75,000.00	209,887.50			284,887.50		665,562.50					
Insurance Expenses	5021503000	16,150,000.00	(193,165.54)	15,956,834.46	16,150,000.00		(193,165.54)		15,956,834.46	9,236,555.51	199,905.86			9,436,461.37	9,236,555.51	199,905.86			9,436,461.37		8,228,363.07					
Other Maintenance and Operating Expenses		537,698,000.00	10,372,141.67	548,070,141.67	537,698,000.00		10,372,141.67		548,070,141.67	53,515,943.85	49,288,272.81			102,804,216.66	32,200,503.38	44,140,460.24										

Particulars	UACS CODE	Appropriations			Allotments					Current Year Obligations					Current Year Disbursements					Balances				
		Authorized Appropriation	Adjustments Transfer Tol From, Realignment	Adjusted Appropriations	Allotments Received	Adjustments (Withdrawal, Realignment)	Transfer To	Transfer From	Adjusted Total Allotments	1st Quarter ending Mar.31	2nd Quarter ending June 30	3rd Quarter ending Sept. 30	4th Quarter ending Dec. 31	Total	1st Quarter ending Mar.31	2nd Quarter ending June 30	3rd Quarter ending Sept. 30	4th Quarter ending Dec. 31	Total	Unreversed Appropriation	Unobligated Allotment	Unpaid Obligations (15-20) = (23+24)		
																						Due and Demandable	Not Yet Due and Demandable	
1	2	3	4	5=(3+4)	6	7	8	9	10=(8+{7}-9)	11	12	13	14	15=(11+12+13+14)	16	17	18	19	20=(16+17+18+19)	21=(5-10)	22=(10-15)	23	24	
Land Improvements		8,600,000.00		8,600,000.00	8,600,000.00				8,600,000.00															
Other Land Improvements	50604220 99	8,600,000.00		8,600,000.00	8,600,000.00				8,600,000.00															
Other Infrastructure Assets	50604230 99																							
Buildings and Other Structures		282,000,000.00		282,000,000.00	282,000,000.00				282,000,000.00															
Buildings	50604240 01	282,000,000.00		282,000,000.00	282,000,000.00				282,000,000.00															
Other Structures	50604240 99																							
Machinery and Equipment		100,113,000.00		100,113,000.00	100,113,000.00				100,113,000.00															
Machinery	50604250 01	3,921,000.00		3,921,000.00	3,921,000.00				3,921,000.00															
Office Equipment	50604250 02	3,680,000.00		3,680,000.00	3,680,000.00				3,680,000.00															
Information and Communication																								
Technology Equipment	50604250 03	84,394,000.00		84,394,000.00	84,394,000.00				84,394,000.00															
Communication Equipment	50604250 07	393,000.00		393,000.00	393,000.00				393,000.00															
Other Machinery and Equipment	50604250 99	7,725,000.00		7,725,000.00	7,725,000.00				7,725,000.00															
Transportation Equipment		84,260,000.00		84,260,000.00	84,260,000.00				84,260,000.00															
Motor Vehicles	50604260 01	84,260,000.00		84,260,000.00	84,260,000.00				84,260,000.00															
Furniture, Fixtures and Books		9,300,000.00		9,300,000.00	9,300,000.00				9,300,000.00															
Furniture and Fixtures	50604270 01	9,300,000.00		9,300,000.00	9,300,000.00				9,300,000.00															
Other Property, Plant and Equipment		16,500,000.00		16,500,000.00	16,500,000.00				16,500,000.00															
Other Property, Plant and Equipment	50604280 99	16,500,000.00		16,500,000.00	16,500,000.00				16,500,000.00															
Computer Software	50606220 00	890,000.00		890,000.00	890,000.00				890,000.00															
<b>B. AUTOMATIC APPROPRIATIONS</b>		49,006,000.00		49,006,000.00	49,006,000.00				49,006,000.00	10,307,598.42	12,631,637.52			22,939,235.94	10,276,025.57	12,650,260.37			22,926,285.94		26,056,714.06			
Retirement and Life Insurance Premium	50103010 00	48,526,000.00		48,526,000.00	48,526,000.00				48,526,000.00	10,167,598.42	12,511,637.52			22,679,235.94	10,155,025.57	12,549,240.37			22,699,285.94		25,326,714.06			
Pension	50104210 00	480,000.00		480,000.00	480,000.00				480,000.00	139,000.00	120,000.00			260,000.00	120,000.00	100,000.00			227,000.00		230,000.00			
<b>C. SPECIAL PURPOSE FUNDS</b>			2,593,849.00	2,593,849.00	2,593,849.00				2,593,849.00		2,593,847.59			2,593,847.59		2,437,104.16			2,437,104.16		1.41	156,743.43		
<b>Pension and Gratuity Fund</b>			2,593,849.00	2,593,849.00	2,593,849.00				2,593,849.00		2,593,847.59			2,593,847.59		2,437,104.16			2,437,104.16		1.41	156,743.43		
Terminal Leave Benefits			2,593,849.00	2,593,849.00	2,593,849.00				2,593,849.00		2,593,847.59			2,593,847.59		2,437,104.16			2,437,104.16		1.41	156,743.43		
SARO- BMB-C-19-0003216 TLB																								
Personnel Services			800,309.00	800,309.00	800,309.00				800,309.00		800,308.37			800,308.37		800,308.37			800,308.37		0.63			
Terminal Leave Benefits	50104220 00		800,309.00	800,309.00	800,309.00				800,309.00		800,308.37			800,308.37		800,308.37			800,308.37		0.63			
SARO- BMB-C-19-0003431 TLB																								
Personnel Services			50,588.00	50,588.00	50,588.00				50,588.00		50,587.77			50,587.77		50,587.77			50,587.77		0.23			
Terminal Leave Benefits	50104230 00		50,588.00	50,588.00	50,588.00				50,588.00		50,587.77			50,587.77		50,587.77			50,587.77		0.23			
SARO- BMB-C-19-0003895 TLB																								
Personnel Services			765,738.00	765,738.00	765,738.00				765,738.00		765,737.93			765,737.93		765,737.93			765,737.93		0.07			
Terminal Leave Benefits	50104230 00		765,738.00	765,738.00	765,738.00				765,738.00		765,737.93			765,737.93		765,737.93			765,737.93		0.07			
SARO- BMB-C-19-0004713 TLB																								
Personnel Services			977,214.00	977,214.00	977,214.00				977,214.00		977,213.52			977,213.52		820,470.09			820,470.09		0.48	156,743.43		
Terminal Leave Benefits			977,214.00	977,214.00	977,214.00				977,214.00		977,213.52			977,213.52		820,470.09			820,470.09		0.48	156,743.43		
<b>GRAND TOTAL</b>		6,822,945,000.00	2,483,849.00	6,825,428,849.00	6,825,428,849.00				6,825,428,849.00	134,504,123.22	1,250,034,602.55			2,234,516,105.77	131,145,660.27	1,142,735,559.55			2,033,831,639.82		4,590,320,743.20	200,736,465.59		

Certified Correct:  
  
 DAMIANA P. GADDI  
 Budget Officer  
 Date: 17/Jul/2019

Certified Correct:  
  
 ROMEO A. MILAN  
 Chief Accountant  
 Date: 17/Jul/2019

Recommended By:  
  
 GLORIA M. SUNJOC  
 Director IV, Finance Office  
 Date: 17/Jul/2019

Approved By:  
  
 RIZALINA N. JUSTOL  
 Deputy Executive Secretary for Finance and Administration  
 Date: 17/Jul/2019

OFFICE OF THE AUDITOR  
 MALACANANG, MANILA  
**RECEIVED**  
 Date: 7/22/19 Time: 9:05

  
 Date: 7/22/19