


BUDGET ACCOUNTABILITY REPORT (BAR)
As of December 31, 2020

Agency: Office of the President

PARTICULARS	UACS CODE	PHYSICAL TARGETS					PHYSICAL ACCOMPLISHMENTS					VARIANCE	REMARKS
		1st Quarter	2nd Quarter	3rd Quarter	4th Quarter	TOTAL	1st Quarter	2nd Quarter	3rd Quarter	4th Quarter	TOTAL		
1	2	3	4	5	6	7=(3+4+5+6)	8	9	10	11	12	13	14
I. PRESIDENTIAL OVERSIGHT PROGRAM													
A. Outcome Indicator													
Stakeholders' Level of Satisfaction		85%	85%	85%	85%	85%	100%	100%	100%	100%	100%	-	
B. Output Indicators													
1. Percentage of requests/instructions acted upon and submitted to the Executive Secretary (ES), or concerned officials within the prescribed period		100%	100%	100%	100%	100%	100% (6,425)	100% (3,534)	100% (3,372)	100% (6,389)	100% (19,720)	-	
A1 – Issuance of Presidential Directives, Special Powers, authorities, clearances and other instructions													
2. Percentage of policy-related instructions acted upon, and/or policy recommendations/advices submitted within the prescribed period		100%	100%	100%	100%	100%	100% (231)	100% (214)	100% (149)	100% (151)	100% (745)	-	
2.1 Policy development and formulation on strategic Presidential interventions													
3. Percentage of reports on consultations conducted on various policy directives/good governance initiatives/internal control systems within the prescribed period		100%	100%	100%	100%	100%	100% (206,257)	100% (114,193)	100% (158,036)	100% (196,018)	100% (674,504)	-	


 1 2021


3.1 Oversight management on national security concerns													
3.2 Public assistance and information services													
3.3 Oversight of general government internal control systems													
3.4 Oversight of general government performance monitoring													
3.5 Locally-Funded project(s)													
II. PRESIDENTIAL ADVISORY PROGRAM													
A. Outcome Indicator													
Percentage of advice/policy recommendations adopted/considered by the President or the ES		100%	100%	100%	100%	100%	100%	100%	100%	100%	100%	100%	-
B. Output Indicator													
1. Percentage of advice/policy recommendations submitted to the President or the ES within the prescribed period		100%	100%	100%	100%	100%	100% (49)	100% (19)	100% (5)	100% (21)	100% (94)	100%	-
1.1 Presidential Advisory Assistance Services													
III. PRESIDENTIAL LEGAL AND LEGISLATIVE SERVICES PROGRAM													
A. Outcome Indicator													
1. Level of Satisfaction of the President /ES		100%	100%	100%	100%	100%	100%	100%	100%	100%	100%	100%	-
B. Output Indicators													
1. No. of Decisions/Resolutions (DRs) submitted to the DESLA/ES within the prescribed period		87	87	87	87	348	116	118	166	204	604	100%	-
2. Percentage of orders issued within the prescribed period		100%	100%	100%	100%	100%	100% (161)	100% (98)	100% (114)	100% (131)	100% (504)	100%	-


3. Percentage of legal opinions prepared and released within the prescribed period		100%	100%	100%	100%	100%	100% (2)	100% (15)	100% (7)	100% (3)	100% (27)	-		
4. Percentage of legal actions prepared and released within the prescribed period		100%	100%	100%	100%	100%	100% (153)	100% (79)	100% (197)	100% (181)	100% (610)	-		
Provide legal advice, prepare presidential issuances, review contracts and resolve cases on appeals														
5. Percentage of bills/resolutions acted upon within the prescribed period		100%	100%	100%	100%	100%	100% (45)	100% (8)	100% (17)	100% (26)	100% (96)	-		
Review bills passed by Congress														
6. Percentage of disciplinary actions involving Presidential appointees resolved within the prescribed period		100%	100%	100%	100%	100%	100% (31)	100% (4)	100% (1)	100% (10)	100% (46)	-		
Conduct investigation /render decision on complaints against Presidential appointees														
IV. PRESIDENTIAL EXECUTIVE STAFF SERVICES PROGRAM														
A. Outcome Indicator														
1. Percentage of Presidential events successfully undertaken		100%	100%	100%	100%	100%	100%	100%	100%	100%	100%	100%	-	
B. Output Indicators														
1. Percentage of Presidential events managed according to schedule and quality standards		100%	100%	100%	100%	100%	100% (227)	100% (98)	100% (84)	100% (161)	100% (570)	-		
1.1 .Management of local/foreign missions and state visits														
1.2. Management of Presidential security and close-in functions														
1.3. Management of special events and internal house affairs														
2. Percentage of received documents managed and acted upon within the prescribed period		100%	100%	100%	100%	100%	100% (1,213)	100% (2, 215)	100% (2, 360)	100% (3,582)	100% (9,370)	-		

Prepared by :

Approved by :

~~JONE RECHIE L. GIGAYON~~
Assistant Executive Secretary/ODESFA
Head, OP PMG TWC


GLORIA M. BUNDOC
Director IV, Finance Office


RIZALINA N. JUSTOL
Deputy Executive Secretary for Finance
and Administration/OP PMG Chair

Office of the President
of the Philippines
Malacañang

OFFICE OF THE DEPUTY EXECUTIVE SECRETARY
FOR FINANCE AND ADMINISTRATION

Manila, 29 January 2021

DIRECTOR CARMENCITA P. MAHINAY
Budget and Management Bureau - C
Department of Budget and Management (DBM)
3F Boncondin Hall, General Solano Street
San Miguel, Manila

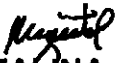
Dear **Director Mahinay**:

May the undersigned submit the hardcopy of the Budget Accountability Report (BAR) of the Office of the President – Proper for the 4th Quarter of Fiscal Year (FY) 2020 consistent with pertinent government rules and regulations on the matter.

The said BAR has been duly encoded in the Unified Reporting System (URS) of the DBM.

Warm regards.

Very truly yours,


RIZALINA N. JUSTOL
Deputy Executive Secretary
for Finance and Administration

DBM BMB-C 4th Quarter BAR 2020
JBI/MIV
2020-ODESFA-27713

2F Room 247, Mabini Hall, Malacañang Manila
Telephone Numbers 8-7844286 local 4240
Email Address: odesfa@malacanang.gov.ph