

## BUDGET ACCOUNTABILITY REPORT (BAR)

January 01 to March 31, 2021

Agency: Office of the President


PARTICULARS	PHYSICAL TARGETS					PHYSICAL ACCOMPLISHMENTS					VARIANCE	REMARKS
	1st Quarter	2nd Quarter	3rd Quarter	4th Quarter	TOTAL	1st Quarter	2nd Quarter	3rd Quarter	4th Quarter	TOTAL		
<b>I. PRESIDENTIAL OVERSIGHT PROGRAM</b>												
<b>A. Outcome Indicator</b>												
Stakeholders' Level of Satisfaction	85%	85%	85%	85%	85%	100%				100%	-	
<b>B. Output Indicators</b>												
<b>1. Percentage of requests/instructions acted upon and submitted to the Executive Secretary (ES), or concerned officials within the prescribed period</b>  A1 – Issuance of Presidential Directives, Special Powers, authorities, clearances and other instructions	100%	100%	100%	100%	100%	100% (5,425)				100% (5,425)	-	
<b>2. Percentage of policy-related instructions acted upon, and/or policy recommendations/advices submitted within the prescribed period</b>  2.1 Policy development and formulation on strategic Presidential interventions	100%	100%	100%	100%	100%	100% (313)				100% (313)	-	

<b>3. Percentage of reports on consultations conducted on various policy directives/good governance initiatives/internal control systems within the prescribed period</b>  3.1 Oversight management on national security concerns 3.2 Public assistance and information services 3.3 Oversight of general government internal control systems 3.4 Oversight of general government performance monitoring  3.5 Locally-Funded project(s)	100%	100%	100%	100%	100%	100% (101,275)				100% (101,275)	-		
<b>II. PRESIDENTIAL ADVISORY PROGRAM</b>													
<b>A. Outcome Indicator</b>													
Percentage of advice/policy recommendations adopted/considered by the President or the ES	100%	100%	100%	100%	100%	100%				100%	-		
<b>B. Output Indicator</b>													
<b>1. Percentage of advice/policy recommendations submitted to the President or the ES within the prescribed period</b>  1.1 Presidential Advisory Assistance Services	100%	100%	100%	100%	100%	100% (339)				100% (339)	-		
<b>III. PRESIDENTIAL LEGAL AND LEGISLATIVE SERVICES PROGRAM</b>													
<b>A. Outcome Indicator</b>													


<b>1. Level of Satisfaction of the President /ES</b>	100%	100%	100%	100%	100%	<b>100%</b>				<b>100%</b>	-	
<b>B. Output Indicators</b>												
<b>1. No. of Decisions/Resolutions (DRs) submitted to the DESLA/ES within the prescribed period</b>	87	87	87	87	348	<b>108</b>				<b>108</b>	-	
<b>2. Percentage of orders issued within the prescribed period</b>	100%	100%	100%	100%	100%	<b>100% (161)</b>				<b>100% (161)</b>	-	
<b>3. Percentage of legal opinions prepared and released within the prescribed period</b>	100%	100%	100%	100%	100%	<b>100% (13)</b>				<b>100% (13)</b>	-	
<b>4. Percentage of legal actions prepared and released within the prescribed period</b>  Provide legal advice, prepare presidential issuances, review contracts and resolve cases on appeals	100%	100%	100%	100%	100%	<b>(100%) (213)</b>				<b>(100%) (213)</b>	-	
<b>5. Percentage of bills/resolutions acted upon within the prescribed period</b>  Review bills passed by Congress	100%	100%	100%	100%	100%	<b>100% (15)</b>				<b>100% (15)</b>	-	
<b>6. Percentage of disciplinary actions involving Presidential appointees resolved within the prescribed period</b>  Conduct investigation /render decision on complaints against Presidential appointees	100%	100%	100%	100%	100%	<b>100% (47)</b>				<b>100% (47)</b>	-	


<b>IV. PRESIDENTIAL EXECUTIVE STAFF SERVICES PROGRAM</b>												
<b>A. Outcome Indicator</b>												
<b>1. Percentage of Presidential events successfully undertaken</b>	100%	100%	100%	100%	100%	<b>100%</b>				<b>100%</b>	-	
<b>B. Output Indicators</b>												
<b>1. Percentage of Presidential events managed according to schedule and quality standards</b>												
1.1 .Management of local/foreign missions and state visits	100%	100%	100%	100%	100%	<b>100% (485)</b>				<b>100% (485)</b>	-	
1.2. Management of Presidential security and close-in functions												
1.3. Management of special events and internal house affairs												
<b>2. Percentage of received documents managed and acted upon within the prescribed period</b>	100%	100%	100%	100%	100%	<b>100% (10,249)</b>				<b>100% (10,249)</b>	-	

Prepared by :

  
**JONE RECHIE L. GIGAYON**  
 Assistant Executive Secretary  
 Head, OP PMG TWC

Approved by :

  
**ALIZA MARIE A. GUILOT**  
 Acting Director IV, Finance Office  
 Member, OP PMG TWC

  
**RIZALNA N. JUSTOL**  
 Deputy Executive Secretary  
 for Finance and Administration  
 OP PMG Chair

Office of the President  
of the Philippines  
Malacañang

OFFICE OF THE DEPUTY EXECUTIVE SECRETARY  
FOR FINANCE AND ADMINISTRATION

Manila, 26 April 2021

**DIRECTOR CARMENCITA P. MAHINAY**  
Budget and Management Bureau- C  
Department of Budget and Management (DBM)  
3F Boncondin Hall, General Solano Street  
San Miguel, Manila


Dear **Director Mahinay**:


May the undersigned submit the hardcopy of the Budget Accountability Report (BAR) of the Office of the President- Proper for the 1<sup>st</sup> Quarter of Fiscal Year (FY) 2021 consistent with pertinent government rules and regulations on the matter.

The said BAR has been duly encoded in the Unified Reporting System (URS) of the DBM.

Warm regards.

Very truly yours,

  
**RIZALINA N. JUSTOL**  
Deputy Executive Secretary  
for Finance and Administration



BAR 1<sup>st</sup> Qtr/ODESFA-PMD/  
JLG/LFK  
2021 - ODESFA - 21405

---

2F Room 247, Mabini Hall, Malacañang Manila  
Telephone No. 8249-8310 local 8017  
Email Address: [odesfa@malacanang.gov.ph](mailto:odesfa@malacanang.gov.ph); [odesfa@op-proper.gov.ph](mailto:odesfa@op-proper.gov.ph)

---