


**MONTHLY REPORT OF DISBURSEMENTS**  
For the month of January 2022


Department Office of the President (OP)  
 Agency/Entity The President's Offices  
 Operating Unit < not applicable >  
 Organization Code (UACS) 02 001 000000  
 Fund Cluster 01 Regular Agency Fund

Particulars	Current Year Budget					Prior Year's Budget					Current Year's Accounts Payable					SUB-TOTAL	Trust Liabilities				Grand Total					Remarks			
	PS	MOOE	FinEx	CO	TOTAL	PS	MOOE	FinEx	CO	Sub-Total	PS	MOOE	FinEx	CO	Sub-Total		TOTAL	PS	MOOE	CO	TOTAL	PS	MOOE	FinEx	CO		TOTAL		
	2	3	4	5	6=(2+3+4+5)	7	8	9	10	11=(7+8+9+10)	12	13	14	15	16=(12+13+14+15)		17=(11+16)	18=(6+17)	19	20	21	22=(19+20+21)	23	24	25		26	27=(23+24+25+26)	28
CASH DISBURSEMENTS	65,525,691.84	204,656,377.67	0.00	0.00	270,182,069.31	71,300.69	0.00	0.00	5,908,725.49	5,980,026.18	7,348,524.19	205,132,891.87	0.00	0.00	212,481,416.06	218,061,442.24	488,243,511.55	0.00	0.00	0.00	0.00	72,945,516.52	409,789,269.54	0.00	5,908,725.49	488,243,511.55			
Notice of Cash Allocation (NCA)	65,525,691.84	204,656,377.67	0.00	0.00	270,182,069.31	71,300.69	0.00	0.00	5,908,725.49	5,980,026.18	7,348,524.19	205,132,891.87	0.00	0.00	212,481,416.06	218,061,442.24	488,243,511.55	0.00	0.00	0.00	0.00	72,945,516.52	409,789,269.54	0.00	5,908,725.49	488,243,511.55			
MDS Checks Issued	65,525,691.84	204,656,377.67	0.00	0.00	270,182,069.31	71,300.69	0.00	0.00	5,908,725.49	5,980,026.18	7,348,524.19	205,132,891.87	0.00	0.00	212,481,416.06	218,061,442.24	488,243,511.55	0.00	0.00	0.00	0.00	72,945,516.52	409,789,269.54	0.00	5,908,725.49	488,243,511.55			
Advice to Debit Account	0.00	0.00	0.00	0.00	0.00	0.00	0.00	0.00	0.00	0.00	0.00	0.00	0.00	0.00	0.00	0.00	0.00	0.00	0.00	0.00	0.00	0.00	0.00	0.00	0.00	0.00	0.00		
Notice of Transfer Allocations (NTA)	0.00	0.00	0.00	0.00	0.00	0.00	0.00	0.00	0.00	0.00	0.00	0.00	0.00	0.00	0.00	0.00	0.00	0.00	0.00	0.00	0.00	0.00	0.00	0.00	0.00	0.00	0.00		
MDS Checks Issued	0.00	0.00	0.00	0.00	0.00	0.00	0.00	0.00	0.00	0.00	0.00	0.00	0.00	0.00	0.00	0.00	0.00	0.00	0.00	0.00	0.00	0.00	0.00	0.00	0.00	0.00	0.00	0.00	
Advice to Debit Account	0.00	0.00	0.00	0.00	0.00	0.00	0.00	0.00	0.00	0.00	0.00	0.00	0.00	0.00	0.00	0.00	0.00	0.00	0.00	0.00	0.00	0.00	0.00	0.00	0.00	0.00	0.00	0.00	
Working Fund for FAPs	0.00	0.00	0.00	0.00	0.00	0.00	0.00	0.00	0.00	0.00	0.00	0.00	0.00	0.00	0.00	0.00	0.00	0.00	0.00	0.00	0.00	0.00	0.00	0.00	0.00	0.00	0.00	0.00	
Cash Disbursement Ceiling (CDC)	0.00	0.00	0.00	0.00	0.00	0.00	0.00	0.00	0.00	0.00	0.00	0.00	0.00	0.00	0.00	0.00	0.00	0.00	0.00	0.00	0.00	0.00	0.00	0.00	0.00	0.00	0.00	0.00	
<b>TOTAL CASH DISBURSEMENTS</b>	<b>65,525,691.84</b>	<b>204,656,377.67</b>	<b>0.00</b>	<b>0.00</b>	<b>270,182,069.31</b>	<b>71,300.69</b>	<b>0.00</b>	<b>0.00</b>	<b>5,908,725.49</b>	<b>5,980,026.18</b>	<b>7,348,524.19</b>	<b>205,132,891.87</b>	<b>0.00</b>	<b>0.00</b>	<b>212,481,416.06</b>	<b>218,061,442.24</b>	<b>488,243,511.55</b>	<b>0.00</b>	<b>0.00</b>	<b>0.00</b>	<b>0.00</b>	<b>72,945,516.52</b>	<b>409,789,269.54</b>	<b>0.00</b>	<b>5,908,725.49</b>	<b>488,243,511.55</b>			
NON-CASH DISBURSEMENTS	24,433,915.32	17,286,957.01	0.00	0.00	41,720,872.33	0.00	0.00	0.00	0.00	0.00	0.00	0.00	0.00	0.00	0.00	0.00	41,720,872.33	0.00	0.00	0.00	0.00	24,433,915.32	17,286,957.01	0.00	0.00	41,720,872.33			
Tax Remittance Advices Issued (TRA)	24,433,915.32	17,286,957.01	0.00	0.00	41,720,872.33	0.00	0.00	0.00	0.00	0.00	0.00	0.00	0.00	0.00	0.00	0.00	41,720,872.33	0.00	0.00	0.00	0.00	24,433,915.32	17,286,957.01	0.00	0.00	41,720,872.33			
Non-Cash Availment Authority (NCAA)	0.00	0.00	0.00	0.00	0.00	0.00	0.00	0.00	0.00	0.00	0.00	0.00	0.00	0.00	0.00	0.00	0.00	0.00	0.00	0.00	0.00	0.00	0.00	0.00	0.00	0.00	0.00		
Disbursements effected through outright deductions from claims (please specify...)	0.00	0.00	0.00	0.00	0.00	0.00	0.00	0.00	0.00	0.00	0.00	0.00	0.00	0.00	0.00	0.00	0.00	0.00	0.00	0.00	0.00	0.00	0.00	0.00	0.00	0.00	0.00		
Overpayment of expenses (e.g. personnel benefits)	0.00	0.00	0.00	0.00	0.00	0.00	0.00	0.00	0.00	0.00	0.00	0.00	0.00	0.00	0.00	0.00	0.00	0.00	0.00	0.00	0.00	0.00	0.00	0.00	0.00	0.00	0.00		
Restitution for loss of government property	0.00	0.00	0.00	0.00	0.00	0.00	0.00	0.00	0.00	0.00	0.00	0.00	0.00	0.00	0.00	0.00	0.00	0.00	0.00	0.00	0.00	0.00	0.00	0.00	0.00	0.00	0.00		
Liquidated damages and similar claims	0.00	0.00	0.00	0.00	0.00	0.00	0.00	0.00	0.00	0.00	0.00	0.00	0.00	0.00	0.00	0.00	0.00	0.00	0.00	0.00	0.00	0.00	0.00	0.00	0.00	0.00	0.00		
Others (e.g. TEF, B.T., Docs Stamp, etc.)	0.00	0.00	0.00	0.00	0.00	0.00	0.00	0.00	0.00	0.00	0.00	0.00	0.00	0.00	0.00	0.00	0.00	0.00	0.00	0.00	0.00	0.00	0.00	0.00	0.00	0.00	0.00		
<b>TOTAL NON-CASH DISBURSEMENTS</b>	<b>24,433,915.32</b>	<b>17,286,957.01</b>	<b>0.00</b>	<b>0.00</b>	<b>41,720,872.33</b>	<b>0.00</b>	<b>0.00</b>	<b>0.00</b>	<b>0.00</b>	<b>0.00</b>	<b>0.00</b>	<b>0.00</b>	<b>0.00</b>	<b>0.00</b>	<b>0.00</b>	<b>0.00</b>	<b>41,720,872.33</b>	<b>0.00</b>	<b>0.00</b>	<b>0.00</b>	<b>0.00</b>	<b>24,433,915.32</b>	<b>17,286,957.01</b>	<b>0.00</b>	<b>0.00</b>	<b>41,720,872.33</b>			
<b>GRAND TOTAL</b>	<b>89,959,606.99</b>	<b>221,943,334.68</b>	<b>0.00</b>	<b>0.00</b>	<b>311,902,941.64</b>	<b>71,300.69</b>	<b>0.00</b>	<b>0.00</b>	<b>5,908,725.49</b>	<b>5,980,026.18</b>	<b>7,348,524.19</b>	<b>205,132,891.87</b>	<b>0.00</b>	<b>0.00</b>	<b>212,481,416.06</b>	<b>218,061,442.24</b>	<b>529,964,383.88</b>	<b>0.00</b>	<b>0.00</b>	<b>0.00</b>	<b>0.00</b>	<b>97,379,431.84</b>	<b>427,076,226.56</b>	<b>0.00</b>	<b>5,908,725.49</b>	<b>529,984,383.88</b>			

Particulars	Previous Report	This Month	As at Date
(1)	(2)	(3)	(4)
Total Disbursement Authorities Received	0.00	639,913,872.30	639,913,872.30
NCA	0.00	598,193,000.00	598,193,000.00
NTA	0.00	0.00	0.00
Working Fund	0.00	0.00	0.00
TRA	0.00	41,720,872.30	41,720,872.30
CDC	0.00	0.00	0.00
NCAA	0.00	0.00	0.00
Less: Notice of Transfer of Allocations (NTA) issued	0.00	4,978,000.00	4,978,000.00
Total Disbursement Authorities Available	0.00	634,935,872.30	634,935,872.30
Less:	0.00	0.00	0.00
Lapsed NCA	0.00	0.00	0.00
Disbursements	0.00	529,964,383.85	529,964,383.85
Less: Other Non-Cash Disbursements	0.00	0.00	0.00
Disbursements effected through outright deductions from claims	0.00	0.00	0.00
Overpayment of expenses (e.g. personnel benefits)	0.00	0.00	0.00
Restitution for loss of government property	0.00	0.00	0.00
Liquidated damages and similar claims	0.00	0.00	0.00
Others (e.g. TEF, B.T., Docs Stamp, etc.)	0.00	0.00	0.00
Add/Less: Adjustments (e.g. cancelled/issued checks)	0.00	43,466.75	43,466.75
Balance of Disbursement Authorities as at date	0.00	105,014,957.20	105,014,957.20
Total Disbursements Program	0.00	634,979,341.05	634,979,341.05
Less: Actual Disbursements	0.00	529,964,383.85	529,964,383.85
(Over)/Under spending	0.00	105,014,957.20	105,014,957.20

Notes: \* The use of NTA is discouraged  
 Notes: \*\* Amounts should tally with the grand total disbursement (column 27).

Certified Correct:  
  
 KAREN JADELYN I. ASUNCION  
 FINANCE OFFICER  
 Date: 2022-02-10 13:42:56

Reviewed and Approved:  
  
 ROMEO A. MILAN  
 CHIEF, ACCOUNTING DIVISION  
 Date: 2022-02-10 13:43:53

Approved By:  
  
 FELIZA MARIE A. GIULOT  
 DIRECTOR IV  
 Date: 2022-02-10 13:44:50

**MONTHLY REPORT OF DISBURSEMENTS**  
For the month of February 2022

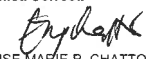
Department Office of the President (OP)  
 Agency/Entity The President's Offices  
 Operating Unit < not applicable >  
 Organization Code (UACS) 02 001 0000000  
 Fund Cluster 01 Regular Agency Fund


Particulars	Current Year Budget					Prior Year's Budget											SUB-TOTAL	Trust Liabilities				Grand Total					Remarks	
	PS	MOOE	FinEx	CO	TOTAL	Prior Year's Accounts Payable					Current Year's Accounts Payable					TOTAL		PS	MOOE	CO	TOTAL	PS	MOOE	FinEx	CO	TOTAL		
						PS	MOOE	FinEx	CO	Sub-Total	PS	MOOE	FinEx	CO	Sub-Total													
1	2	3	4	5	6=(2+3+4+5)	7	8	9	10	11=(7+8+9+10)	12	13	14	15	16=(12+13+14+15)	17=(11+16)	18=(6+17)	19	20	21	22=(19+20+21)	23	24	25	26	27=(23+24+25+26)	28	
CASH DISBURSEMENTS	75,302,214.57	429,286,912.18	0.00	0.00	504,589,126.75	2,905,471.01	6,226,374.31	0.00	6,543,938.74	15,675,784.06	0.00	44,549,383.88	0.00	0.00	44,549,383.88	60,225,167.94	564,814,294.69	0.00	0.00	0.00	0.00	78,207,685.58	480,062,670.37	0.00	6,543,938.74	564,814,294.69		
Notice of Cash Allocation (NCA)	75,302,214.57	429,286,912.18	0.00	0.00	504,589,126.75	2,905,471.01	6,226,374.31	0.00	6,543,938.74	15,675,784.06	0.00	44,549,383.88	0.00	0.00	44,549,383.88	60,225,167.94	564,814,294.69	0.00	0.00	0.00	0.00	78,207,685.58	480,062,670.37	0.00	6,543,938.74	564,814,294.69		
MDS Checks Issued	75,302,214.57	429,286,912.18	0.00	0.00	504,589,126.75	2,905,471.01	6,226,374.31	0.00	6,543,938.74	15,675,784.06	0.00	44,549,383.88	0.00	0.00	44,549,383.88	60,225,167.94	564,814,294.69	0.00	0.00	0.00	0.00	78,207,685.58	480,062,670.37	0.00	6,543,938.74	564,814,294.69		
Advice to Debit Account	0.00	0.00	0.00	0.00	0.00	0.00	0.00	0.00	0.00	0.00	0.00	0.00	0.00	0.00	0.00	0.00	0.00	0.00	0.00	0.00	0.00	0.00	0.00	0.00	0.00	0.00	0.00	
Notice of Transfer Allocations (NTA)	0.00	0.00	0.00	0.00	0.00	0.00	0.00	0.00	0.00	0.00	0.00	0.00	0.00	0.00	0.00	0.00	0.00	0.00	0.00	0.00	0.00	0.00	0.00	0.00	0.00	0.00	0.00	0.00
MDS Checks Issued	0.00	0.00	0.00	0.00	0.00	0.00	0.00	0.00	0.00	0.00	0.00	0.00	0.00	0.00	0.00	0.00	0.00	0.00	0.00	0.00	0.00	0.00	0.00	0.00	0.00	0.00	0.00	0.00
Advice to Debit Account	0.00	0.00	0.00	0.00	0.00	0.00	0.00	0.00	0.00	0.00	0.00	0.00	0.00	0.00	0.00	0.00	0.00	0.00	0.00	0.00	0.00	0.00	0.00	0.00	0.00	0.00	0.00	0.00
Working Fund for FAPs	0.00	0.00	0.00	0.00	0.00	0.00	0.00	0.00	0.00	0.00	0.00	0.00	0.00	0.00	0.00	0.00	0.00	0.00	0.00	0.00	0.00	0.00	0.00	0.00	0.00	0.00	0.00	0.00
Cash Disbursement Ceiling (CDC)	0.00	0.00	0.00	0.00	0.00	0.00	0.00	0.00	0.00	0.00	0.00	0.00	0.00	0.00	0.00	0.00	0.00	0.00	0.00	0.00	0.00	0.00	0.00	0.00	0.00	0.00	0.00	0.00
<b>TOTAL CASH DISBURSEMENTS</b>	<b>75,302,214.57</b>	<b>429,286,912.18</b>	<b>0.00</b>	<b>0.00</b>	<b>504,589,126.75</b>	<b>2,905,471.01</b>	<b>6,226,374.31</b>	<b>0.00</b>	<b>6,543,938.74</b>	<b>15,675,784.06</b>	<b>0.00</b>	<b>44,549,383.88</b>	<b>0.00</b>	<b>0.00</b>	<b>44,549,383.88</b>	<b>60,225,167.94</b>	<b>564,814,294.69</b>	<b>0.00</b>	<b>0.00</b>	<b>0.00</b>	<b>0.00</b>	<b>78,207,685.58</b>	<b>480,062,670.37</b>	<b>0.00</b>	<b>6,543,938.74</b>	<b>564,814,294.69</b>		
NON-CASH DISBURSEMENTS	8,934,564.39	1,250,472.75	0.00	0.00	10,185,037.14	0.00	0.00	0.00	0.00	0.00	0.00	0.00	0.00	0.00	0.00	0.00	10,185,037.14	0.00	0.00	0.00	0.00	8,934,564.39	1,250,472.75	0.00	0.00	10,185,037.14		
Tax Remittance Advices Issued (TRA)	8,934,564.39	1,250,472.75	0.00	0.00	10,185,037.14	0.00	0.00	0.00	0.00	0.00	0.00	0.00	0.00	0.00	0.00	0.00	10,185,037.14	0.00	0.00	0.00	0.00	8,934,564.39	1,250,472.75	0.00	0.00	10,185,037.14		
Non-Cash Availment Authority (NCAA)	0.00	0.00	0.00	0.00	0.00	0.00	0.00	0.00	0.00	0.00	0.00	0.00	0.00	0.00	0.00	0.00	0.00	0.00	0.00	0.00	0.00	0.00	0.00	0.00	0.00	0.00	0.00	
Disbursements effected through outright deductions from claims (please specify...)	0.00	0.00	0.00	0.00	0.00	0.00	0.00	0.00	0.00	0.00	0.00	0.00	0.00	0.00	0.00	0.00	0.00	0.00	0.00	0.00	0.00	0.00	0.00	0.00	0.00	0.00	0.00	0.00
Overpayment of expenses(e.g. personnel benefits)	0.00	0.00	0.00	0.00	0.00	0.00	0.00	0.00	0.00	0.00	0.00	0.00	0.00	0.00	0.00	0.00	0.00	0.00	0.00	0.00	0.00	0.00	0.00	0.00	0.00	0.00	0.00	0.00
Restitution for loss of government property	0.00	0.00	0.00	0.00	0.00	0.00	0.00	0.00	0.00	0.00	0.00	0.00	0.00	0.00	0.00	0.00	0.00	0.00	0.00	0.00	0.00	0.00	0.00	0.00	0.00	0.00	0.00	0.00
Liquidated damages and similar claims	0.00	0.00	0.00	0.00	0.00	0.00	0.00	0.00	0.00	0.00	0.00	0.00	0.00	0.00	0.00	0.00	0.00	0.00	0.00	0.00	0.00	0.00	0.00	0.00	0.00	0.00	0.00	0.00
Others (TEF, BTR-Documentary Stamp Tax, etc.)	0.00	0.00	0.00	0.00	0.00	0.00	0.00	0.00	0.00	0.00	0.00	0.00	0.00	0.00	0.00	0.00	0.00	0.00	0.00	0.00	0.00	0.00	0.00	0.00	0.00	0.00	0.00	0.00
<b>TOTAL NON-CASH DISBURSEMENTS</b>	<b>8,934,564.39</b>	<b>1,250,472.75</b>	<b>0.00</b>	<b>0.00</b>	<b>10,185,037.14</b>	<b>0.00</b>	<b>0.00</b>	<b>0.00</b>	<b>0.00</b>	<b>0.00</b>	<b>0.00</b>	<b>0.00</b>	<b>0.00</b>	<b>0.00</b>	<b>0.00</b>	<b>0.00</b>	<b>10,185,037.14</b>	<b>0.00</b>	<b>0.00</b>	<b>0.00</b>	<b>0.00</b>	<b>8,934,564.39</b>	<b>1,250,472.75</b>	<b>0.00</b>	<b>0.00</b>	<b>10,185,037.14</b>		
<b>GRAND TOTAL</b>	<b>84,236,778.96</b>	<b>430,537,384.93</b>	<b>0.00</b>	<b>0.00</b>	<b>514,774,163.89</b>	<b>2,905,471.01</b>	<b>6,226,374.31</b>	<b>0.00</b>	<b>6,543,938.74</b>	<b>15,675,784.06</b>	<b>0.00</b>	<b>44,549,383.88</b>	<b>0.00</b>	<b>0.00</b>	<b>44,549,383.88</b>	<b>60,225,167.94</b>	<b>574,999,331.83</b>	<b>0.00</b>	<b>0.00</b>	<b>0.00</b>	<b>0.00</b>	<b>87,142,249.97</b>	<b>481,313,143.12</b>	<b>0.00</b>	<b>6,543,938.74</b>	<b>574,999,331.83</b>		

**SUMMARY**

Particulars	Previous Report	This Month	As at Date
(1)	(2)	(3)	(4)
Total Disbursement Authorities Received	639,913,872.30	609,754,037.14	1,249,667,909.44
NCA	598,193,000.00	599,569,000.00	1,197,762,000.00
NTA	0.00	0.00	0.00
Working Fund	0.00	0.00	0.00
TRA	41,720,872.30	10,185,037.14	51,905,909.44
CDC	0.00	0.00	0.00
NCAA	0.00	0.00	0.00
Less: Notice of Transfer of Allocations (NTA)* issued	4,978,000.00	4,978,000.00	9,956,000.00
Total Disbursement Authorities Available	634,935,872.30	604,776,037.14	1,239,711,909.44
Less:	0.00	0.00	0.00
Lapsed NCA	0.00	0.00	0.00
Disbursements	529,984,383.85	574,999,331.83	1,104,983,715.68
Less: Other Non-Cash Disbursements	0.00	0.00	0.00
Disbursements effected through outright deductions from claims	0.00	0.00	0.00
Overpayment of expenses(e.g. personnel benefits)	0.00	0.00	0.00
Restitution for loss of government property	0.00	0.00	0.00
Liquidated damages and similar claims	0.00	0.00	0.00
Others (e.g. TEF, BTR, Docs Stamp, etc.)	0.00	0.00	0.00
Add/Less: Adjustments (e.g. cancelled/staled checks)	43,468.75	75,000.00	118,468.75
Balance of Disbursement Authorities as at date	105,014,957.20	29,851,705.31	134,866,662.51
Total Disbursements Program	634,979,341.05	604,851,037.14	1,239,830,378.19
Less: *Actual Disbursements	529,984,383.85	574,999,331.83	1,104,983,715.68
(Over)/Under spending	105,014,957.20	29,851,705.31	134,866,662.51

Notes: \* The use of NTA is discouraged  
 Notes: \*\* Amounts should tally with the grand total disbursement (column 27).

Certified Correct:  
  
 ELOISE MARIE P. CHATTO  
 FINANCE OFFICER  
 Date: 2022-03-07 10:08:13

Recommending Approval:  
  
 ROMEO A. MILAN  
 CHIEF ACCOUNTANT  
 Date: 2022-03-07 10:09:25

Approved By:  
  
 ALIZA MARIE A. GUILOT  
 DIRECTOR IV  
 Date: 2022-03-07 10:10:37

MONTHLY REPORT OF DISBURSEMENTS
For the month of March 2022

Department Office of the President (OP)
Agency/Entity The President's Offices
Operating Unit < not applicable >
Organization Code (UACS) 02 001 0000000
Fund Cluster 01 Regular Agency Fund

Main financial table with columns for Particulars, Current Year Budget, Prior Year's Budget, Current Year's Accounts Payable, Trust Liabilities, Grand Total, and Remarks. Includes rows for CASH DISBURSEMENTS, NON-CASH DISBURSEMENTS, and GRAND TOTAL.

SUMMARY

Summary table with columns: Particulars, Previous Report, This Month, As at Date. Lists various disbursement categories and their cumulative totals.

Notes: \* The use of NTA is discouraged
Notes: \*\* Amounts should tally with the grand total disbursement (column 27).

Certified Correct:

ELOISE MARIE P. CHATTO
FINANCE OFFICER
Date: 2022-04-06 13:19:06

Recommending Approval:

ROMEO A. MILAN
CHIEF ACCOUNTING DIVISION
Date: 2022-04-06 13:20:55

Approved By:

ALIZA MARIE A. GUILLOT
DIRECTOR IV
Date: 2022-04-06 13:27:25