

**QUARTERLY REPORT OF REVENUE AND OTHER RECEIPTS**  
**As at the Quarter Ending June 30, 2022**

Department : Office of the President (OP)  
 Agency : The President's Offices  
 Operating Unit : < not applicable >  
 Organization Code (UACS) : 02 001 000000  
 Fund Cluster : 01 - Regular Agency Fund

Classification/Sources of Revenue and Other Receipts	UACS CODE	REVENUE TARGET (Annual) per BESF	Actual Revenue and Other Receipts Collections					Cumulative Remittance/Deposits to Date			Variance		Remarks
			1st Quarter Ending March 31	2nd Quarter Ending June 30	3rd Quarter Ending Sept. 30	4th Quarter Ending Dec. 31	Total	Remittance to BTr	Deposited with AGDB	TOTAL	Amount	%	
1	2	3	4	5	6	7	8={6+(-7)-8+9}	9	10	11=(9+10)	12=(8-3)	13=(12/3)	14
<b>Regular Agency Fund</b>		6,180,000.00	22,609,775.45	18,380,817.41	0.00	0.00	40,990,592.86	38,945,647.25	163,948.35	39,109,595.60	34,810,592.86	563 %	
<b>Revenue Collections</b>		6,180,000.00	902,982.00	1,787,314.83	0.00	0.00	2,690,296.83	2,040,397.86	30,000.00	2,070,397.86	(3,489,703.17)	-56 %	
<b>Cash Revenue</b>		6,180,000.00	902,982.00	1,787,314.83	0.00	0.00	2,690,296.83	2,040,397.86	30,000.00	2,070,397.86	(3,489,703.17)	-56 %	
<b>Non-Tax</b>		6,180,000.00	902,982.00	1,787,314.83	0.00	0.00	2,690,296.83	2,040,397.86	30,000.00	2,070,397.86	(3,489,703.17)	-56 %	
Certification Fees	4020104002	56,000.00	11,120.00	62,925.00	0.00	0.00	74,045.00	74,045.00	0.00	74,045.00	18,045.00	32 %	
Appeal Fees	4020113002	307,000.00	57,000.00	63,000.00	0.00	0.00	120,000.00	120,000.00	0.00	120,000.00	(187,000.00)	-61 %	
Other Service Income	4020199099	1,855,000.00	108,376.02	109,693.00	0.00	0.00	218,069.02	187,612.02	30,000.00	217,612.02	(1,636,930.98)	-88 %	
Rent/Lease Income	4020205000	3,304,000.00	691,846.84	1,311,288.83	0.00	0.00	2,003,135.67	1,383,693.70	0.00	1,383,693.70	(1,300,864.33)	-39 %	
Others	4020221099	658,000.00	0.00	0.00	0.00	0.00	0.00	0.00	0.00	0.00	(658,000.00)	-100 %	
Gain in Foreign Exchange (FOREX)	4050101000	0.00	0.00	5,101.25	0.00	0.00	5,101.25	5,101.25	0.00	5,101.25	5,101.25	0 %	
Gain on Sale of Property, Plant and Equipment	4050104000	0.00	0.00	232,748.00	0.00	0.00	232,748.00	232,748.00	0.00	232,748.00	232,748.00	0 %	
Other Gains	4050199000	0.00	22,588.00	0.00	0.00	0.00	22,588.00	22,588.00	0.00	22,588.00	22,588.00	0 %	
Miscellaneous Income	4060999000	0.00	12,051.14	2,558.75	0.00	0.00	14,609.89	14,609.89	0.00	14,609.89	14,609.89	0 %	
<b>Non-Revenue Collections/Other Receipts</b>		0.00	21,706,793.45	16,593,502.58	0.00	0.00	38,300,296.03	36,905,249.39	133,948.35	37,039,197.74	38,300,296.03	0 %	
<b>Cash Receipts</b>		0.00	21,706,793.45	16,593,502.58	0.00	0.00	38,300,296.03	36,905,249.39	133,948.35	37,039,197.74	38,300,296.03	0 %	
<b>Others</b>		0.00	21,706,793.45	16,593,502.58	0.00	0.00	38,300,296.03	36,905,249.39	133,948.35	37,039,197.74	38,300,296.03	0 %	
Petty Cash	1010102000	0.00	126,103.71	146,826.60	0.00	0.00	272,930.31	126,103.71	0.00	126,103.71	272,930.31	0 %	
Accounts Receivable	1030101000	0.00	12,385,703.43	13,476,770.18	0.00	0.00	25,862,473.61	24,753,255.79	0.00	24,753,255.79	25,862,473.61	0 %	
Loans Receivable - Local Government Units	1030104000	0.00	673,898.12	673,898.12	0.00	0.00	1,347,796.24	1,347,796.24	0.00	1,347,796.24	1,347,796.24	0 %	
Due from National Government Agencies	1030301000	0.00	5,834,960.78	813,590.38	0.00	0.00	6,648,551.16	6,648,551.16	0.00	6,648,551.16	6,648,551.16	0 %	
Due from Government-Owned and/or Controlled Corporations	1030302000	0.00	77,880.47	77,880.47	0.00	0.00	77,880.47	77,880.47	0.00	77,880.47	77,880.47	0 %	
Due from Officers and Employees	1030502000	0.00	139,599.45	290,677.08	0.00	0.00	430,276.53	369,745.09	60,389.47	430,134.56	430,276.53	0 %	
Other Receivables	1030599000	0.00	55,118.91	302,410.96	0.00	0.00	357,529.87	321,470.99	36,058.88	357,529.87	357,529.87	0 %	
Motor Vehicles	1060601000	0.00	0.00	207,252.00	0.00	0.00	207,252.00	207,252.00	0.00	207,252.00	207,252.00	0 %	
Advances for Special Disbursing Officer	1990103000	0.00	129,926.46	321,020.94	0.00	0.00	450,947.40	450,947.40	0.00	450,947.40	450,947.40	0 %	
Advances to Officers and Employees	1990104000	0.00	2,130,311.17	333,860.54	0.00	0.00	2,464,171.71	2,463,259.71	0.00	2,463,259.71	2,464,171.71	0 %	
Guaranty Deposits	1990302000	0.00	37,500.00	0.00	0.00	0.00	37,500.00	0.00	37,500.00	37,500.00	37,500.00	0 %	
Other Assets	1999999000	0.00	0.00	0.00	0.00	0.00	0.00	0.00	0.00	0.00	0.00	0 %	
Due to Officers and Employees	2010102000	0.00	0.00	23,195.88	0.00	0.00	23,195.88	23,195.88	0.00	23,195.88	23,195.88	0 %	
Due to BIR	2020101000	0.00	4,130.44	3,999.90	0.00	0.00	8,130.34	4,130.44	0.00	4,130.44	8,130.34	0 %	

This report was generated using the Unified Reporting System on null version.FAR5.1.1 ; Status : SUBMITTED


Department : Office of the President (OP)  
 Agency : The President's Offices  
 Operating Unit : < not applicable >  
 Organization Code (UACS) : 02 001 000000  
 Fund Cluster : 01 - Regular Agency Fund

Classification/Sources of Revenue and Other Receipts	UACS CODE	REVENUE TARGET (Annual) per BESF	Actual Revenue and Other Receipts Collections					Cumulative Remittance/Deposits to Date			Variance		Remarks
			1st Quarter Ending March 31	2nd Quarter Ending June 30	3rd Quarter Ending Sept. 30	4th Quarter Ending Dec. 31	Total	Remittance to BTr	Deposited with AGDB	TOTAL	Amount	%	
1	2	3	4	5	6	7	8={6+(-)7}-8+9	9	10	11=(9+10)	12=(8-3)	13=(12/3)	14
Training Expenses	5020201002	0.00	46,148.51	0.00	0.00	0.00	46,148.51	46,148.51	0.00	46,148.51	46,148.51	0 %	
Fuel, Oil and Lubricants Expenses	5020309000	0.00	0.00	0.00	0.00	0.00	0.00	0.00	0.00	0.00	0.00	0 %	
Loss on Sale of Property, Plant and Equipment	5050404000	0.00	65,512.00	0.00	0.00	0.00	65,512.00	65,512.00	0.00	65,512.00	65,512.00	0 %	
<b>TOTAL</b>		6,180,000.00	22,609,775.45	18,380,817.41	0.00	0.00	40,990,592.86	38,945,647.25	163,948.35	39,109,595.60	34,810,592.86	563 %	


Certified Correct:

  
 MARIE JANE M. ENRIQUEZ  
 Finance Officer  
 Date: 2022-07-27 09:33:35

Recommending Approval:

  
 ROMEO A. MILAN  
 Chief, Accounting Division  
 Date: 2022-07-27 09:35:29

Approved By:

  
 ALIZA MARIE A. GUIJOT-SALARDA  
 Director IV  
 Date: 2022-07-27 09:36:28

**QUARTERLY REPORT OF REVENUE AND OTHER RECEIPTS**  
**As at the Quarter Ending June 30, 2022**


Department : Office of the President (OP)  
 Agency : The President's Offices  
 Operating Unit : < not applicable >  
 Organization Code (UACS) : 02 001 0000000  
 Fund Cluster : 07 - Trust Receipts

Classification/Sources of Revenue and Other Receipts	UACS CODE	REVENUE TARGET (Annual) per BESF	Actual Revenue and Other Receipts Collections					Cumulative Remittance/Deposits to Date			Variance		Remarks
			1st Quarter Ending March 31	2nd Quarter Ending June 30	3rd Quarter Ending Sept. 30	4th Quarter Ending Dec. 31	Total	Remittance to BTr	Deposited with AGDB	TOTAL	Amount	%	
1	2	3	4	5	6	7	8={6+(-)7}-8+9]	9	10	11=(9+10)	12=(8-3)	13=(12/3)	14
Trust Receipts		0.00	15,729,657.59	101,617,411.66	0.00	0.00	117,347,069.25	0.00	117,341,069.25	117,341,069.25	117,347,069.25	0 %	
Trust Receipts Deposited with Authorized Government Depository Banks (AGDB)		0.00	15,729,657.59	101,617,411.66	0.00	0.00	117,347,069.25	0.00	117,341,069.25	117,341,069.25	117,347,069.25	0 %	
Donations		0.00	324,000.00	78,881,806.77	0.00	0.00	79,205,806.77	0.00	79,199,806.77	79,199,806.77	79,205,806.77	0 %	
Accumulated Surplus/Deficit		0.00	15,405,657.59	22,735,604.89	0.00	0.00	38,141,262.48	0.00	38,141,262.48	38,141,262.48	38,141,262.48	0 %	
<b>TOTAL</b>		0.00	15,729,657.59	101,617,411.66	0.00	0.00	117,347,069.25	0.00	117,341,069.25	117,341,069.25	117,347,069.25	0 %	

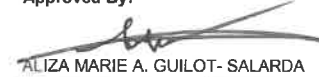
Certified Correct:

  
 MARIE JANE M. ENRIQUEZ  
 Finance Officer  
 Date: 2022-07-27 09:33:35

Recommending Approval:

  
 ROME A. MILAN  
 Chief, Accounting Division  
 Date: 2022-07-27 09:35:29

Approved By:

  
 ALIZA MARIE A. GIULOT-SALARDA  
 Director IV  
 Date: 2022-07-27 09:36:28